

Contents

Welcome.....	3
Community Events.....	3
STEP ONE: APPLICATION.....	3
STEP TWO: You've been approved, now what?	5
Event Set up.....	5
Ring Set up Design.....	5
Getting your team together.....	5
Judging and Adjudication for Ranked matches.....	6
Compensation and Retention of Fighters and Staff.....	6
How do I get money to pay for an event?.....	7
Championship Invitational Events:	8
How to set up who fights who: Rank, Fights, and Types.....	8
How to plan for match times:.....	9
What is a Run Sheet and why should you use one?	9
Card Request:.....	10
Music and Bios	11
Media Considerations:.....	11
Directors for your event.....	12
Directors Kit Supply List:.....	12
Philosophy of Championship Series Events:.....	12
Set matches vs Open Pools	13
Checklist for Your CS Event.....	13
Setting up an Open Tournament.....	14
Numbers and Event Space.....	14
<i>Ranked Divisions:</i>	14
Unranked Divisions	14
Event Set up:.....	14
Part 1: Ability to Space Ratio.....	14
Planning your Pool:.....	14
Planning for your Volunteers:	15
Keep it Moving with planned Judging:	15
Table Judges.....	15
Pool Wrist Bands:.....	16
Single Elimination Bracket	16
Making your Pools:.....	17

Entering the data into Challenge.....	17
Creating the Tournament	18
Setting up the Participants	19
Recording the Data	20
Designing the Ring Space	21
Supplies	21
Staffing for Open Pools Event	21
Prizes	22
Gear Check	23
Part One: Specific Gear	23
Part Two: Saber Inspection	23
Part Three: Code of Conduct.....	24
Extras	24
Community Open Sparring	24
Meet ups	25
Merchandise.....	25
Posters.....	25
Patches	25
Conclusion.....	25
BLANK EVENT DOCUMENTS.....	26
Gear Check	26
CS Run Sheet to Plan	28
CS Example Bio Format: (example)	29
Championship Series Rank Submission Sheet (example)	30
TABLE SCORING CARDS Example and Blank	31
Single Elimination Cards.....	33

Welcome

Hello, if you are reading this document, it means that you are wanting to sponsor a tournament in your area. It may be confusing or even difficult to understand all the parts and pieces in designing a great event, so I've come up with this document to help you plan for your event and make it the best. I will discuss mandatory items vs extras, verse bonuses that will help make your event the best it can be.

Community Events: What is a community event? A community event can be a large-scale invitational, patchapalozza, get together, volunteer gathering, or demo that a large amount of charter members and potentially international members attend but do NOT fall within the scope of RANK. These are fun activities that are outside of the RANK program that encourage fellowship win the community. If you are looking for help with directing team or media personnel, please fill out the application and mark community event. You may find parts of this document helpful even if your event is community based instead of part of the rank fighters circuit of fighting opportunities.

STEP ONE: APPLICATION

To begin you must complete a request to hold an event located here at this google doc:

<https://forms.gle/5jC6y4P2qQTiWgYV8>

You will see the following message of instructions:

PURPOSE:

To ensure that all Charters are equally allowed to host events and to make sure that there are enough certified members of the Directing Team as well as Media members to support events please take this opportunity to tell us about your event.

STEP ONE:

If you are looking to host any international event that will appear on our international platform (social media, Facebook calendar, or Facebook group page) with The Saber Legion please complete this entire application for approval for our Event Calendar. This application is NOT for local events that are not International Events.

The example provided in the Charter Reps Chat Group 5/9/2021:

"The three questions I would ask (or anyone should) is:

1. Are you applying to have this event ranked - No, then-No
2. Are you applying to have National coverage from the Media or posting on the event page of the National Saber Legion group - no, then no.
3. Do you need a Nationally certified Director or Full Charge Consular to verify and submit results, no then no.

If all no, then no worries. Do not submit."

STEP TWO: Once this application is submitted an Event Management member Lead will contact you within 72 hours to review your application if there are any questions. After any questions have been answered & the application is fully completed, your event will be reviewed within 7 calendar days.

PROCEDURE:

1. Request for events should be made no less than 2 months (60 days) before the proposed event date if certified staff or Media assistance is required. Any event application made less than 60 days beforehand will NOT be considered for RANK or Media.
2. Updated status of Applications received, in review, and approved will be coordinated by Melodie Graham.
3. Discussion of the application will occur with members in the Event Management RUN team chat (a subgroup of the Sports management team).

*Special Note: *Any event not following traditional classifications for event standards such as Championship Series or Tournament style events that are discussed and clarified in Version 2.0B of the rules set AND are applying for RANK must be evaluated by the entire Sports Management Team before receiving approval.

Community Events are not part of this policy unless a Ruleset other than TSL Ruleset Version 2.0B is utilized as they enrich the community and have no application for RANK.

To complete it you will have to have all this information:

1. Event Name
2. Event First Choice of Date
3. 2nd Choice of Date
4. Who is your Event Coordinator?
5. Event Address/Location?
6. Which Charter is Responsible for Hosting this event?
7. Is this your charter's first event of this kind?
8. Will this event be open to anyone? TSL members only?
9. Will this be a Championship Series event or Open Pools?
10. Who is the Lead Director for your event (you must have already retained this person)
11. Lead Director or FC Consular for your event if you are applying for it to be ranked
12. What Certified Staff will be present?
13. What is your Event Type?
14. What Bout format are you using?
15. Number of Bouts per Match Winning Score?
16. Is there a cost for fighters to attend?
17. What are the Bout Time Rules you are utilizing?
18. What Division will be you be applying for your matches to be ranked?
19. Are there any Variants to the Ruleset of TSL Version 2.0B that you will be applying to use?
20. Please add your PR Release: Media Description here:
21. Have you reviewed the Medical Standby Requirements of Hosting and event
22. How many fighters will you be hosting?
23. Annual Event (each year) or just this one time? Annual Events will reserve the same "date" each year unless otherwise canceled. If you change your date you will need to reapply to hold a new date/time/location.

Media:

1. Media's participation is based on availability
2. What type of Media help do you need?
3. Certify that you will not use copyrighted materials

Community and Diversity:

1. How will you ensure the principles of Community Diversity and Inclusion in your event?
2. Ruleset Following:
3. What is your plan for performing Gear Inspection at your event?
4. Do you have Event Insurance in case of Medical Emergency or in the event you must cancel?
5. How will you be utilizing the COVID guidelines based on TSL current regulations (Check all that apply)

Full name of person making this Request

1. Title within The Saber Legion (member, fighter, charter rep, director, etc).
2. Before certifying this application, verify that the content is correct

STEP TWO: You've been approved, now what?

Now it's time to start organizing.

Event Set up:

Ring Set up Design

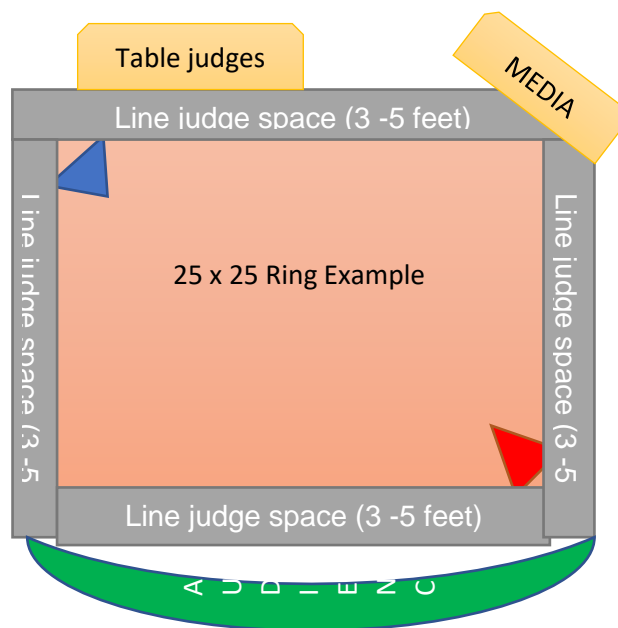
Championship Series Events have the flexibility to be held in almost any space.

The requirements of the ring based on ruleset 2.0B are 25 X 25 or 30 x 30 for Exotics but can be modified as low as 20 X 20 for standard size sabers, and 25 x 25 for Exotics, if necessary.

There should be 3 -5 feet between the wall and the ring, and at least 5 feet between the ring and an audience member.

Make sure to use something to indicate the ring diameter to any fighter (based on allowances of site location) it should be something like lighted rope, rope, painters' tape, etc.

The safety of fighters should be your #1 priority, make sure you spend some time before the event starts allowing fighters to become familiar with the flooring, space, and general area.



Getting your team together

Before you even apply you should discuss the rigor that will be placed upon your charter members to put on this event. It is much larger of an undertaking than a meet or even a Demo at a con. Even the strongest charters can get burned out after hosting an event. It's important to have an honest discussion about how much you feel you can do before applying to host an event. Once you have and your event is approved it's time to start building your team.

The Director in Charge and Event

Coordinator will work together to set up most of the administrative decisions. They will work to set up the card, organize fighters, build the team, set and coordinate with the event. Some charters the Event Coordinator will also be the charter Rep(s).

Consulars and Certified Team:

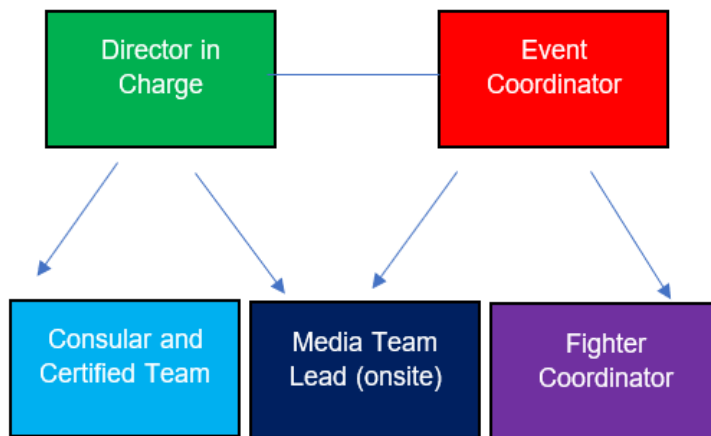
Along with the Director in Charge this will be the personnel who will travel in/or happen to be part of your charter and will serve to adjudicate the matches and certify that they are done correctly, according to TSL guidelines and current ruleset.

Media Team Lead onsite:

Coordinating with the Media Team Lead (national) this person will be your onsite representative for instructions to carry out National regulations about using materials as well as how to live stream and publish to the National Page.

Fighter Coordinator:

When it comes to travel people need a way to contact someone from that area to find out the best places to stay, where to fly into, etc. This person can also help match up traveling members with host members who are willing to host out of town fighters.



There are many other optional teams:

Meals Coordinator: Someone to plan general activities and share meals, also to make sure there are options available on the tournament day.

Set up/Strike Team: A team of members who will set up and strike the space based on the requirements.

Sponsorship and Prizes Recruitment: TSL Nationals does not have an agreement with any Sponsor currently to provide awards or prizes for events. Which means each event can choose to provide prizes if they choose. The only prize TSL Nationals provides is the National Belt for a division title matchup.

Judging and Adjudication for Ranked matches

As you may know there are three levels of Directing Team members. As of Rule version 2.0B the following is true:

Consulars in Training or C.I.Ts can now direct any match, even ranked matches, but there must be a Full Charge Consular or National Director present for oversight. C.I.Ts may NOT function as Event host and may only assist onsite FCC or NDs.

Full Charge Consulars: Consulars who have completed the training program and submitted for status with experience hours as well as 2 recommendations from current team members and have received the approval from the training National Director. Full Charge Consulars can direct any match, ranked or unranked, as well as 1st contender and belt matches (per update to Version 2.0, 2020 rule update. Full Charge Consulars can also host events by their local charter.

National Directors: Consular who have completed a vertical alignment program and have been named as National Director for their contribution to the organization internationally. (i.e.) these directors administer national programs, sit as Team leads for the International Council or/and contribute to multiple groups. National Directors have served as Full Charge Consulars, in that status for at least 1 year. As National Directors they can administer a match, ranked or unranked as well as experimental status rules and regulations. Additionally, these directors are the only ones who can empower a T/A/D or Temporarily Appointed Director. TADs are empowered to serve as Ring Directors in emergency situations or pool situations that require multiple members to serve the community. National Directors are responsible for certifying these matches in these situations as well as determining the ability of those TADs in these situations.

Certified Line Judges or C.L.J: Certified Line Judges are members of the community who have completed at least 75 experience points of training at other events and/or at their charter meets and have completed the test reviewing all the current ruleset. National Directors or Full Charge Consular may utilize only 2 CLJs for Line Judges or 1 CLJ and 2 not certified Line Judges in Open Pools matches. However, ALL Championship Series matches as well as top 4 matches should always have 4 Line Judges, even with NDs or FCC directing. Additionally, Top 4 ranked matches should have other certified members serve as Line Judges unless none can be found.

Certified Gear Inspector or CGI: This program is still in an experimental phase. Currently only 2 non-directing team members have participated on this hands-on training in determining the process for Gear Checking individuals and determining that their equipment is safe and meets the requirements as stated in the current ruleset.

Championship Series events are invitational events, usually based on a member's participation in other events. These known members have undergone previous gear inspections and therefore do not have to have their previous gear re-inspected at these invitational events.

Open Pools (Standard or other). These events often give all members the opportunity to participate in an event for the first time. Anyone, with any level of experience can come to this open calls. Therefore, all members who have not had their Gear previously inspected within the last 6 months at a regional event or at the annual international tournament must have it reinspected at your event. When registering for this event please make sure to add a column where fighters may input their last attended event so that a reference card of that Gear Inspection can be pulled for the current event coordinator. Any directing team member may also perform Gear Inspection Duties.

- Special Note: All SABERS must be inspected on the day of any Open Pool event if previously approved. As we know, sabers are constantly changing and needing to be modified. Gear Inspectors will measure based on current ruleset and mark with a colored tape where the blade meets the emitter to show that it has been checked for length, circumference, and saber approval. Please do not allow fighters without this indication to compete.

Compensation and Retention of Fighters and Staff

Charters do not receive any monetary benefit or stipend from The Saber Legion, LLC national currently to host an event. Charters who choose to host this event do it at their own expense. What are some common expenses for this?

Rental Location/Venue for Fights: Remember that your venue must be large enough to accommodate at least one full size ring (standard or exotic based on your requirements for fights) and the judging team, media, and audience members. Make sure to bring a tape measure to the location and check to see before settling on a location.

Media/Photography: Remember it will be easiest if you have one person who can make sure that your livestream is working and functioning well. Additional photography can also be useful in self-promotion for encouraging local area fighters to train for next year's event as well as retaining outside fighters to come to your next event. While some of this can be done with a regular phone camera just remember that action shots can be difficult, and people often can forget to capture the moment in the moment. Having people who can do this as their only commitment may make your media flow more easily.

Tournament Medals: are purchased by the individual Hosting Charter. 1st, 2nd, and 3rd place metals may be purchased from any vendor for each open tournament. Request for Sponsorship is still on a case, by case basis.

Tournament Prizes: host charters can provide additional prizes if wish to. This is not required to host and event. Sponsorship should be individual attained as the Sponsorship Program has not been released.

Directors/ Full Charge Consulars: Accredited Referees that Volunteer as Staff for your event. All Directors should be **offered** lodging, as well as commuting to and from the airport by team members of the charter hosting the event. Without accredited / certified staff you couldn't have a ranked event. Often staff is retained for an event, and they pay their own way to and from the event. If staff is participating in the event as a fighter, you should offset the cost of their tournament pass. In general, try to offset whatever cost whenever possible and make their experience as positive as possible.

How do I get money to pay for an event?

As stated above Charters are responsible for the fees associated in hosting and event. Then why do charters host an event? Well, there are several reasons. Hosting a Championship series event put your local fighters on the International Stage. It can also help them begin earning ranked points in the division they are most interested in and of course, this can really bolster the community in your area as well as The Saber Legion community nationally. Even the smallest charters can host an event if they have the right resources.

First, you want to use all your resources

Group Sale: Whether your baking cupcakes or have everyone gather up their garage sale items pool your resources and decide on a place and time and have everyone from your charter bring anything and everything they are willing to donate for sale. All proceeds go to the charter account, and anything left over must be picked up at the end of the day or carted off to a donation site.

Group Fee: You could all decide to pitch in for a site location. If the cost of renting is a facility is \$200.00 and you have 10 members maybe everyone can donate \$20.00.

Who do you know: Make sure that you are asking everyone you know and everyone they know for a site location that might be usable for free or very cheap? Championship Series have the luxury of a smaller space and that means you can host it almost anywhere. However, unlike Underground we do not encourage the use of outdoor locations as the weather can be unpredictable.

BUILD YOUR TEAM:

CORNERSTONES: Cornerstone are an idea that was first created by Jared Graham. When fighters travel to Florida they are assigned a "Cornerstone" who volunteers to stand in their corner, route for them and give them water in between matches. It has developed into additionally providing coaching and cheering. Some cornerstones will also host their out-of-town traveler at their own home, helping to relieve the stress and burden of those additional expenses. Additionally, some will also pick up and drop off those fighters at the airport. Cornerstones often are the difference between new fighters who are traveling for their first time coming back and attending and event or not. No one likes to have an empty corner with no one routing for them, so think about incorporating this option if possible. It is much easier to utilize this for Championship Series events than in Pools as you never know who will be in which pool.

FRIENDS AND FAMILY: Have a friend that does Media? Maybe someone who just can take photos on their digital camera or even phone. Maybe someone from high school looking for some volunteer hours? Your team doesn't have to be just TSL members, it can be friends, family and community members looking to help. Almost anyone can sit at a table where you are selling concessions and snack during the tournament or run the scoreboard and timer. Partners and spouses and older aged children are welcome to help with TSL events. Some of the best support staff could people who are there supporting their family member. Some people just need to be asked, so get out your phone and message them all. Make sure when you are done you have those Thank You cards ready to go. Remember team retention is what will make you able to do this again.

Championship Invitational Events:

First, we'll discuss Championship Series Events as they are easier than Open Pools.

How to set up who fights who: Rank, Fights, and Types

There are several ways to design a card. The ruleset has a very specific section devoted to the how fighters are selected:

Section 2.03 Invitational Championship Series Event Selection Process

- *All participants must be in good standing with TSL at the start of any event.*
- *Volunteers helping to run any event must be approved by the Event Coordinator.*
- *Participants attending the International Tournament as a fighter must be a current TSL Member at the time of the event start.*
- *TSL Members participating as Fighters in a Regional Tournament or CS event must:*
- *Be in good standing with their home Charter.*
- *Have attended at least one Charter Meet with a Charter Rep or Facilitator present.*
- *Have fought in at least one Charter Meet, using approved TSL Gear, under the supervision of a Charter Rep, Consular, or Director.*
- *TSL Members wishing to participate in CS events should work on the below traits both before and after communicating their wish to be considered for CS:*

1. **Primary Considerations (per Charter Rep recommendation)**

- *Experience (fights, meets attended).*
- *Contribution*
- *Reliability (attendance, and ability to follow through).*
- *Sports-personship (interaction with TSL Members, in and out of the ring).*

Secondary Considerations

- *Fighting style (to showcase a variety of fighting styles).*
- *Ability to work a crowd (to engage the audience).*
- *International Rank (if applicable).*

Final Considerations

- *Fighting prowess (to exhibit all skill levels and show accessibility).*
- *CS mission awareness (in the event of a mismatch, a good CS fighter should dial themselves back without sacrificing the integrity of the fight. Audiences engage with drama and excitement, and optimally no fighter should ever win a CS bout by more than three points).*

While the official policy is listed above, there have been other methods utilized as well:

Call out method: Some fighters will “call out” another fighter and they will ask the host charter if they can fight each other. This may be a wonderful idea where everyone is excited to see this match up. However, it is the responsibility of the Championship Series Event Approval Team to determine if the matches are equitable based on fighters’ time, experience, level of participation, as well as overall Rank. This method won’t guarantee a fight occurs, but it can be a good promotional media addition to an event.

Belt Matches: Belt Matches are determined by a fighters Rank as well as availability of the defending champion and someone within the top 12 of the rank system to challenge for the division title. The proposal for this event can only be approved by the Championship Series Card Approval Team.

Ok, yes, but how do you know who will come to an event?

The simplest method is to ask. Post on your event form in the discussion which fighters would be interest and in what type of match they would be interested in: Standard, Women’s, Tag Team, Exotics, Unity (not ranked), or something totally made up (also not ranked). Also, make sure you ask your own

charter members. Having a CS tournament area can be the first step to getting your fighters onto a national stage especially if they are unable to travel.

- **Note:** Be careful with your own charter members especially. Friends who are in charge may feel pressured to set up matches of unqualified participants based on social pressures. It can be a difficult discussion to tell a new fighter that they aren't really ready to take on a high pressure match up. Make sure that all members understand the requirements based on the ruleset and that the CS National Team will make the final determination of the best match ups based on the previously discussed ideas as well as the Mission, Vision and Values set by TSL International.

How many matches should you have?

The unofficial rule is 6 – 9 matches. Have there been less, yes; have there been more, rarely, but yes.

How to plan for match times:

A match is general is almost always GFT: Guaranteed Fight Time. When calculating the time needed for each match take the general principal of 5 minutes (2.5 fighting and 2.5 judging) and add 1 minute on each end for fighters to enter the ring and to have 1 minute between matches for water. That makes 7 minutes. When determining pools calculations that is a safe method. However, Championship Series matches also feature fighter music and bio reads as they enter the ring (this is normally 30 seconds to 1 minute per fighter). Hence 9-10 minutes per match is a safer calculation for Championship Series events. Hence one match up would take between 20 – 30 minutes since matches are best of 3 (winner of 2 matches).

MATCH UP 1	TIME REQUIRED: 20 – 30 MINUTES	EXAMPLE START TIME 2PM
MATCH UP 2	TIME REQUIRED: 20 – 30 MINUTES	230
MATCH UP 3	TIME REQUIRED: 20 – 30 MINUTES	300
MATCH UP 4	TIME REQUIRED: 20 – 30 MINUTES	330
MATCH UP 5	TIME REQUIRED: 20 – 30 MINUTES	400
MATCH UP 6	TIME REQUIRED: 20 – 30 MINUTES	430
MATCH UP 7	TIME REQUIRED: 20 – 30 MINUTES	500
MATCH UP 8	TIME REQUIRED: 20 – 30 MINUTES	530
MATCH UP 9	TIME REQUIRED: 20 – 30 MINUTES	600
MATCH UP 10	TIME REQUIRED: 20 – 30 MINUTES	630
		Time Needed: 4.5 Hours

What is a Run Sheet and why should you use one?

You will need to switch out your Line Judges between every 2 to 3 match ups to keep them fresh and alert. I often begin the walk-through fighters before matches start by saying, “No one needs to die today” and that means your judging and media team too. Remember they will need breaks also. Make sure you plan a structure that allows for that. The term I use is a “Run Sheet”, it basically tells you the plan for how things should run. I often allow fighters to sign up for times they would like to line judge for in advance and then print out this sheet, so everyone remembers what they committed to. I include all of the possible things people could be doing so that I do not run into a situation where people have double committed their time.

I've provided an example below:

Preset Up		
Vending/Admission		
Commentary	Jared Graham Thor Zimmer - Borger	<i>Back up Line Judges: 1. Sara Tessman</i>
Gear Check In/Fighter Check in	Jamis Brumbaugh Aaron Rahkola	

Set One - 3 - 4:30			
Shane Ray Michaud	Ruthmarie Hodges	Michael Brudenell	<i>Line Judges:</i> 1. Josh Willcoxon 2. Luis Santacruz 3. Erik Haltson 4. Amyee Thurston
Kevin McMahon		Sara Tessem	
Match 2			
Tony Saffioti	Jamis Brumbaugh	Nydia Ranero	
Talyn Teasley		Kat O'Brien	
Match 3			<i>Table Judge:</i>
Erik Rimblas	Aaron Rahkola	Jared Graham	1. <i>Brian Williams (CLJ)</i>
Mike Brudenell		Shane Ray Michaud	
Set Two 4:30 - 6:00pm			
Nydia Ranero	Tony Saffioti	Ruthmarie Hodges	<i>LINE JUDGES:</i> 1. <i>Alonzo Santacruz</i> 2. <i>Jamis Brumbaugh (C.I.T)</i> 3. <i>Aaron Rahkola (C.I.T)</i> 4. <i>Chris Nguyen</i> <i>Table: Judges:</i> 1. <i>Erik Haltson</i> 2.
Brittney Ahr			
Match 5			
Melodie Graham	Clint Darby	Jared Graham	
Aymee Thurston		Talyn Teasley Brian Williams	
Match 6:			
Jared Graham	Clint Darby	Melodie Graham	
Brian Williams		Josh Willcoxon	
SET 3 - 6:00 - 7:00pm			
Match 7			<i>Line Judges</i>
Lauren Madan	Melodie Graham	Brian Williams	1. Jamis Brumbaugh C.I.T 2. Aaron Rahkola C.I.T 3. Tony Saffioti C.I.T 4. Erik Rimblas CLJ
Ruthmarie Hodges		Amen Abdou	
Match 8			
Amen Abdou	Clint Darby	Ruthmarie Hodges	
Charley Cummings		Talyn Teasley Brian Williams	<i>Table Judges:</i> 1. Nydia Ranero 2. Erik Haltson

Card Request:

A similar format can be used to submit your card request to the CS Card Review Team. It should have all the relevant information. You may be asked to provide additional information about a fighter, or the team may have to research with Charter Reps as well as the team governing ranking when determining if the card contains equitable match ups. Please know it can take 72 business hours to a week to make this determination.

Rank Team Completes: tracking number Fighter Number	Ranking System Division:	Fighters
TSL0100	STANDARD	Mahomy Lab
TLS0307		Tony Saffioti(The Rival Ranger)
TSL0175	WOMENS	Kat Rosemond
TSL0073		Tiffany Hagan
TSL0121	STANDARD	ALEC MARTINEZ
TSL0142		David Laudenslager
TSL0251	STANDARD	Bobby Zavala
TSL0018		Joe Blankenship

	TAG TEAM	Shannon Cole Cameron and Julianna Alex - MN
		Elizabeth Brattz and Katie Darcy
	TAG TEAM	Joshua Wilcoxen and Brian Williams
		Jorge Arenas and Thom Timko
TSL0001	STANDARD	AMEN ABDOU
TSL0032		Andy Cameron
TSL0037	STANDARD	Seth Clenndening
TSL0115		Jay Madan
TSL0085	WOMENS	RUTHMARIE HODGES
TSL0116		Lauren Madan
TSL0020	STANDARD	ALAIN BLOCH
TSL0033	(Application for Belt Match)	MARK CARICO

Music and Bios

Unlike Open Tournaments Championship Series events, much like a wrestling match, have bios and music considerations that you must prepare as well. Often it is the Event Host or Directing Team member who is responsible for gathering these from the fighters. Fighters need to submit a bio as well as a 15 – 30 second music mp3 to be used as they are walking to the ring. The announcer will play the music and read the bio as they walk into the ring. Music should be played only in the room and not through the live stream itself as Youtube will often mute the video if there is a copyright infringement issue.

Examples

Introduction: *Representing the Florida Charter and somehow TSL's Human Resources Department,*

Experience: with four years custom saber experience and participation in TSL meets, two years as a SCA heavy fighter, six years as a US Army Sergeant and Combatives trainer, and thirty years of boneheaded idiocy, he is currently studying air-fu and untalented hand sniping.

Stats: Ranked 7th in single saber, 3rd as half of the Marvelous Men tag team, and your 2018 Charter Rep of the Year, at six-foot-three and 225 pounds with a 74-inch reach,

Fighter Name: get your hands and your pants ready for Jared "MAXIMUM EFFORT" Graham

13. AMEN ABDOU	Representing the Florida Charter Kyber Knights, with five years of custom saber combat experience, four years Kendo experience, eight years Judo, and 12 years with a second degree black belt in Tae Kwon Do. As an 11 year Army veteran, he is also an expert in "hurry up and wait" with a focus in grumbling. Standing at 6'0" and 240 pounds and ranking in the top 10 for Standard LED Combat Saber Fighters this is Amen "Fujiin" Abdou	Amen Edited Music from Suncrusher III
14. Andy Cameron	Andy Cameron was born and raised in Wookiee country, the land of all things wonderful like beer, cheese, and Seth Clendenning. Andy has two years of TSL experience and is the shiny half of the hottest up-and-coming TSL tag team, The Fabulous Frogs. Standing 5' 10" with a 220-pound dad bod, please welcome Andy "Mr. Fabulous" Cameron!	Andy Cameron Music Link

Media Considerations:

When you apply for hosting a Championship Series event you can elect to have cover art, posters or/and fighter bio cards made. All of these serve different needs based on the size of your event, fighters participating and status of those fighters. Also, if you have the team to utilize each item. All Media must NOT break copyright infringement usage and should be original. You can have someone design something from your own charter or a friend or contact but it must be approved by a Media team member or team lead before being utilized on the National Group Page.

Cover Art: Cover art is the Media that is on the Event listed on Facebook. What Is the Facebook Event Photo Size? The minimum recommended Facebook event cover photo size is **1200 x 628 pixels**. That is a 1.91:1 ratio, to be more precise.

Poster: Championship Series events often highlight the fighters who are participating in the event. If all the fighters cannot fit on the poster you may just highlight some of those fighters. Request for posters should be submitted at the time of application and may or may not be available through the Media team. Posters require 50 – 60 hours to complete even with good fighter pictures submitted. Please make sure all fighters that are to be features can produce a “good pic” – clear background, good lighting, and in armor before the deadline the media personnel ask of you.

Fighter Bio Cards: Fighter Bio Cards first became popular during the Underground Series Events. They have similar status as presented in the Bio section of a CS event and have fighter pictures like the poster. Media Teams can utilize this for additional marketing opportunities as well as between livestream breaks as matches and end and before the next is read to start. They require at least 1 – 2 hours per card, please make this request as you apply for event status.

Style One: Match

Style Two: Individual Fighter



Directors for your event

Part of the application process is to state your director for the event BEFORE sending in the application. This is because to be a Ranked, Adjudicated and Certified match you must have a member of the directing team based on the descriptions below. Directors are responsible for oversight of the card building, ring set up, gear inspection, and bringing the tools to make sure the matches are judged effectively. Directors have kits for CS events and 1 Pool if they are a Full Charge Consular or 3 Rings for National Directors.

Directors Kit Supply List:

- Line Judging Batons: These can be a simple tub wrapped in colored tape or full light up miniature sabers.
- Scoreboard: These can be simple print outs in a binder, scoreboards on Amazon, or even projected Scoreboards during the event
- Measuring Tape: It should be at least 25 feet long as the is the requirements for the standard ring
- Batteries for your judging batons if necessary
- A way to denote the ring size. This can be ring lights, painters' tape, rope, and cord.
- Timer for the Score Table Not everyone wants to use their cell phone
- Ensuring Membership Agreements and Hold Harmless waivers have been completed and are held by the charter rep in that area.
- Arm bands: These should be out of material that can be modified to fit any fighter and will be connected around the fighter's bicep unless other placement is necessary.
- Emergency Medical Kit: Regular supplies for small bumps and bruises



Philosophy of Championship Series Events:

A CS Series event serves as an example to the sabering community. It is the “big show” as far as the expectations of your audience. In the ruleset it states under 2.03 in considerations of construction a CS card:

1. Fighting style (to showcase a variety of fighting styles).
2. Ability to work a crowd (to engage the audience).
3. Fighting prowess (to exhibit all skill levels and show accessibility).
4. CS mission awareness (in the event of a mismatch, a good CS fighter should dial themselves back without sacrificing the integrity of the fight. Audiences engage with drama and excitement, and optimally no fighter should ever win a CS bout by more than three points).

As we can see by these descriptions a Championship Series match is for the viewers. A question I often get is, well if my fight will help determine my rank why I should have to hold back. The answer that I relay is if you've watched Undergrounds you know, know one wants to watch a fight that goes 10 to 0. It isn't a good matchup, it isn't engaging, and often it's embarrassing for the fighter. A 10 to 0 match really should never happen because the card should not be built in such a way as to have such a disparity in ability. The best matches are close nail bitters, where the audience is on the edge of its seat and rooting for the winning point.

Set matches vs Open Pools

Even with all the requirements and show factors of a Championship Series Card Event it can be much easier for a new charter host this event. Remember a card can have as little as 6 matches and still be part of the ranked series without any kind of exceptionality. If you have 6 local fighters who can fight to the standard of CS events (with tournament level gear) and can retain a member of directing staff and 6 additional fighters to visit your area, any charter in good standing can apply to hold a Championship Series level event.

Checklist for Your CS Event

Approval by National Council	Start Time	Team Member
<i>Calendar set for 2022</i>	90 days before the event (minimum for ranked events)	Charter Rep
<i>Start Event Host Site Evaluations</i>	120 – 90 days before	Charter Rep & Event Coordinator
<i>Marketing /Media Promotional Development</i>	45 – 30 days before	Media Team and onsite Media lead
<i>Vendor Approval: Submission of Prize</i>	30 days beforehand	Charter Rep
<i>Fighters House/Hotel – Search Begins</i>	90-60 days beforehand	Charter Member – Volunteer coordinator
<i>Media Promotional Ad – Poster Release</i>	30 days beforehand	Media Team and onsite Media lead
<i>Retain Directing Team Members</i>	120-90 days before (at least before submission) for the main director	Charter Rep then Directing Team Lead of that Event
<i>Fighters Sign up for Open Tournament Begins</i>	After Approval	Event Coordinator/Charter Rep
<i>Retain Out of state Lodging</i>	60 – 30 days before	Charter Member – Volunteer coordinator
<i>If CS Review Card Invitational</i>	60 – 30 days before matches occur	Charter Rep sends to CS approval team
<i>Set Matches with Approval Team for CS Event</i>	60 – 30 days before matches occur	Charter Rep sends to CS approval team
<i>Media Promotional Ad Video Release</i>	30 days beforehand	Media Team and onsite Media lead
<i>Interviews with Ranked Fighters for Release</i>	20 days beforehand	Media Team and onsite Media lead
<i>Event Coordination with Fighters for Cornerstones</i>	60 – 30 days before	Event Coordinator – Volunteer coordinator
<i>Send all Data (Win/Loss Record to Sports Management)</i>	No less than 30 days after the event occurs	Charter Rep/On site Directing Team

Setting up an Open Tournament

Open tournaments are defined under Regional Community Events as:

These events can be made up of any of the bout formats and rulesets listed later in this document and will be announced on a per-event basis. All Members should try to participate in these events as often as possible. They are organized and run by a host charter or region, officiated by a Consular/ Director, and organized and regulated by the Sports Management Team.

These events are large events that can be submitted to be part of the ranking system or just be a community event. There are many benefits to hosting a large Pool event to serve many fighters, but as it is a much larger event than a Championship Series Event there are many more factors when planning to host this. If you plan on hosting a ranked Open Tournament, it is essential to apply for it no later than 90 days before you wish to host it and have at least one National Director and/or Full Charge Consular committed in advance to the event. Also, please refer to the sections about building your team above.

Numbers and Event Space

Open Tournaments can host any number of participants. To ensure your event is considered for the ranking system it usually needs to have a minimum number of participants in each division:

Ranked Divisions:

- Standard Division: Geared Fighters – 20 participants minimum (5 Pools of 4 fighters each)
- Women's Division: Geared Fighters – 6 participants minimum (2 Pools of 3)
- 8 participants minimum Single Elimination option

Unranked Divisions: Not currently part official ranking – records are being kept currently to give an option to have ranking for this division in the future.

- Exotics: Minimum - Geared Fighters – 20 participants minimum (5 Pools of 4 fighters each)
- 16 participants in single elimination bracket
- Tag Team: Geared Fighters - No less than 16 teams for Pools scenarios (4 Pools of 4 fighters)
- Unity: Geared Fighters – No less than 16 participants in single elimination bracket

Event Set up:

Math: You are going to have to determine how many rings your space can hold based on the regulations for rings as well as how many Directors you have. For example, if you think you can hold 2 rings in a space, but only have 2 directors that seems sufficient, but if those directors are also planning on fighting it will not be. Or if you are having 100 fighters all day but only 3 directors. Your ability to plan and based on Time x Fighter x Space x Directing team will be essential to the organization of this event.

Part 1: Ability to Space Ratio

Planning your Pool: When planning for a Pool you remember EACH fighter in that pool must fight EACH other fighter. This is based on a 4-person pool, estimating 7 minutes per match and 1 minute between Rounds for water breaks.

ROUND ONE		ROUND TWO		ROUND THREE	
2 vs 1	3 vs 4	4 vs 2	1 vs 3	4 vs 1	2 vs 3
14 minutes Est	+ water	14 minutes Est	+ water	14 minutes Est	+ water

MORE MATH

What happens if someone drops, or you allow adds on the day of event with full pools? Well, that means your pools could potentially not have 4 people, they could have 3 or 5. It really is up to your event team which is better in this scenario. The arguments of whether 5 or 3 breaks down like this: If you have only 3 fighters and everyone else has 4 that means that pool of 3 only get 2 fights each. Many people travel to these events and count on getting in as many fights as they can. You could end up with some unhappy customers and if that's a concern you may think about going for 5. If you have 5 fighters, then remember the math is multiplication not division. There will be a whole additional round to count in your time matrix which brings the estimate from 45 minutes to 1 hour 25 minutes. If time is not an issue this may be ok for you.

I personally do not allow registration at events I oversee the week beforehand unless we have an open spot. This is to allow me to organize as perfectly as possible and to make sure the pools are balanced. The perfect pool size is 4 and I try to keep them set as such. I often tell people if they miss the deadline they are welcomed to come to open spar and fill in if someone drops last minute. Again, it is your choice as the event coordinator, but make sure you are Mathing out the time you have at your site location.

Example 1: Florida Kyber Open. This event was able to use 3 rings, there were 2 National Directors, 4 Full Charge Consulars, and 2 CITs. All Directors were also fighting (save myself) and there were 36 fighters (set cap). 4 fighters per pool, with 2 fighters per pool moving into Single Elimination. Also, there was a schedule single elimination Amazon Women's tournament between pools and single elimination. I always over plan the time allowance to run as close as possible to on-time. In this example I plan 1 hour per pool.

		36 FIGHTERS REGISTERED		18 ADVANCE	
GEAR INSPECTION 9AM		RING ONE -		RING TWO -	
RING SET UP		(4 PERSON) POOL 1/RING 1		(4 PERSON) POOL 1/RING	
POOLS/INSTRUCTIONS		(4 PERSON) POOL 1/RING 1		(4 PERSON) POOL 1/RING	
10:30 AM (12 max)		(4 PERSON) POOL 1/RING 1		(4 PERSON) POOL 1/RING	
(12) 11:30 AM					
(12) 12:30					
PM		LUNCH			
12:30 - 1:00		WOMEN'S SINGLE ELIMINATION		WOMEN'S SINGLE ELIMINATION	
1:00 - 2:00		(16)		(16)	
		4 MATCHES PER RING PER HOUR		4 MATCHES PER RING PER HOUR	
2:30 SINGLE ELIMINATIONS		ONE RING 2 MATCHES		4 MATCHES PER RING PER HOUR	
3:30 PM TOP 4					

While the schedule above is the plan for the overall day, below list each pool color and the Directing team member responsible for that pool. It also had set Table Judges who were not part of the tournament to make sure that each ring kept running throughout the day and on time (more on that later).

Planning for your Volunteers:

	SETH DIRECTORS	CLINT DIRECTORS	MELODIE DIRECTORS
10am - 11am	POOL ONE: LINE JUDGE 7: TABLE JEN KELVIN W JORGE ALEXIS A MAHOMY BRIAN W JAY MADAN DAVID MARK	POOL TWO: LINE JUDGE 8: AMEN ABDOU THOM TIFF ALEXANDER TONY RAY SHANNON JOE	POOL 3: LINE JUDGE 9: TABLE WES & RILEY KAT ERIK ALEC DAVID JEFFERY Jacksonville VILLMA ANNA TN Nathan Pumphrey
11am - 12pm	MELODIE DIRECTORS POOL FOUR: LINE JUDGE 1: TABLE JEN Katie KELVIN W CHRIS ALEXIS A ANDY BRIAN W LAUREN	RUTH DIRECTORS POOL FIVE: LINE JUDGE 2: VILLMA TABLE NYDIA AMEN ABDOU BRAGEL DAVID JULIANNA TONY GREGG SHANNON	David DIRECTORS POOL 6: LINE JUDGE 3: & RILEY ELIZABETH KAT JARED WES JOSH JEFFERY Jacksonville BOBBY ANNA
12pm - 1pm	MELODIE DIRECTORS POOL 7: LINE JUDGE 4: TABLE JEN JORGE Katie MAHOMY WES JAY MADAN ANDY MARK LAUREN	TIFF & CHRIS DIRECTORS POOL 8: LINE JUDGE 5: TABLE VILLMA & DAVID THOM NYDIA ALEXANDER BRAGEL RAY JULIANNA JOE GREGG	DAVID & ALEC DIRECTORS POOL 9: LINE JUDGE 6: TABLE RILEY ERIK ELIZABETH SETH JARED CLINT JOSH Nathan Pumphrey BOBBY

As you can see here while Melodie Directed in each time slot for one ring all other Directing Team members directed in only one other Pool. There are a couple of reasons, but in general directing one and fighting in another is still quite physically taxing. Even with all these team members a TAR had to be appointed during Single Elimination matches to relieve a director who was overwhelmed. Making sure your

Volunteer Directing Team has enough time to transition between effectively judging and effectively fighting is paramount to any event. As many directing team members are essential to any large event.

Keep it Moving with planned Judging:

Timing is one of the most important things in any event, but especially when dealing with many fighters and multiple tournament types. Planning can make everyone's experience better. Here are some ways to help facilitate a better experience for everyone.

Table Judges

If you can recruit table judges who are volunteers for the tournament and not participating in that specific tournament it is the best thing you can do. Table

STANDARD PM RING 1: STARTING AT 9AM
Record all warnings/yellow card/ red card
Type: STANDARD POOLS
Time: GFT Scheduled: SATURDAY Ring ONE
Group A:
FIGHTERS 1 J Decker "Bruiser" WI BF 0044 2 Krist "Purple Reign" Elvestor WI BF 0029
3 Bobby Zavala TN BF 0015 4 Alec "Kyber Red" Martinez FL BF 0044

Round 1	Round 2	Round 3
2 vs 1	4 vs 2	4 vs 3
3 vs 4	1 vs 3	2 vs 3

MATCH ONE ROUND ONE	POINTS SCORED	BOUT WINNER	WARNINGS
2 Krist "Purple Reign" Elvestor			
1 J Decker "Bruiser"			
MATCH TWO ROUND ONE			
3 Bobby Zavala TN BF 0015			
4 Alec "Kyber Red" Martinez			
MATCH THREE ROUND TWO	ONE MINUTE BREAKWATER FOR ALL		
4 Alec "Kyber Red" Martinez			
2 Krist "Purple Reign" Elvestor			
MATCH FOUR ROUND TWO			
1 J Decker "Bruiser"			
3 Bobby Zavala			
MATCH FIVE ROUND THREE	ONE MINUTE BREAKWATER FOR ALL		
4 Alec "Kyber Red" Martinez			
1 J Decker "Bruiser"			
MATCH SIX ROUND THREE	ONE MINUTE BREAKWATER FOR ALL		
2 Krist "Purple Reign" Elvestor			
3 Bobby Zavala			

2ADVANCING:
DIRECTOR: Melodie Graham
LINE JUDGES: Matthew "Shinobi" Wilson IL BF 0016 Seth "Baconator" Clemensting WI BF 0023
Ethan "The Blade Master" Mauldin MN BF 0031
Grady "The Guardian" Mape WI BF 0019
TABLE JUDGES SIGNATURES: Matthew "Shinobi" Wilson IL BF 0016 Ethan "The Blade Master" Mauldin MN BF 0031

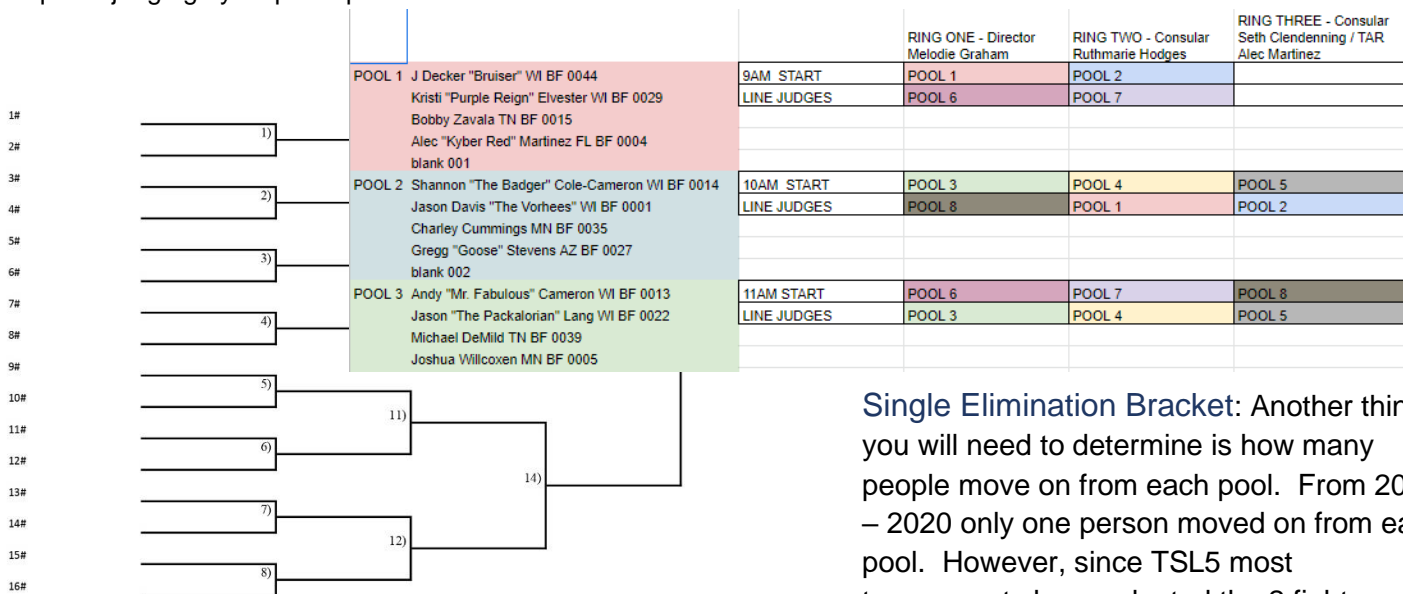
Judging a highly underutilized resource in our community. If you have someone who is willing to run the ring and administer that space it can free you up to do all the other thing necessary to keep the tournament running. You can empower Table Judges to run their rings by preparing these Ring Cards. They have all the information for each pool including assigned Line Judges and Directors for that ring. Table Judges should record all the information needed on the card.

Pool Wrist Bands:



While we have tried many ways to indicate to fighters which pools, they are in and which ones they are asked to line judge for only one method has worked without any issue, colors. After each of the Pools of been made I determine a color for each pool. When members complete their Gear Inspection, they are given this to wear. It denotes two things, 1: The Pool they have been assigned and 2: the Pool they are going to judge for.

Based on the Registration numbers for this event they had 8 full Pools. In most cases you want to set it up so that fighters fight in their pool before they judge OR if they must judge first, they have at least 1 pool (which is usually 1 hour) before they must fight in their assigned pools. This is allowing them recovery time in between. As we are a volunteer community, we do not have paid staff and most charters cannot independently field the judging team required for multiple rings when hosting a large event. Hence it is almost always necessary to have a method of required judging by all participants.



Single Elimination Bracket: Another thing you will need to determine is how many people move on from each pool. From 2016 – 2020 only one person moved on from each pool. However, since TSL5 most tournaments have adopted the 2 fighters proceed to Single Elimination from their pool.

Remember each match is about 7 minutes. If you can continue running multiple rings until the semi-final matches you can help save yourself some time. However, remember you team has been working all day, and if they made it out of their pool you may lose them when it's time to get into single eliminations.

Example: If you have 2 people proceed out of 8 Pools you will have 16 fighters (an even bracket with no Byes). Because we do a match to determine 3 and 4th place you will have 16 matches. *Note: In single elimination the number of matches is the same as the number of fighters in the bracket. In this case you will have 16 * 7minutes per match. 112 minutes or basically 2 additional hours in one ring.

<i>Single Elimination Only: Another Example</i>	Number of Rings	Time Prediction	Time
Number of matches			
Round 1 (2 matches)	2 rings	7 minutes each (7*2)/2	7 minutes
Round 2 (8 matches)	2 rings	7 minutes each (7*8)/2	28 minutes
Round 3 (4 matches)	2 rings	7 minutes each (7*4)/2	14 minutes
Semi Finals 2 matches	1 ring	7 minutes each (7*2)	14 minutes
Finals	1 ring	7 minutes each (7*2)	14 minutes
		Total Time without water breaks	77 minutes

So, let's do some math: Example

Entire tournament: You have 32 fighters, so 8 pools of 4 and can run only 2 rings.

				Pretend time
<i>Gear Inspection</i>	No less than 1 hour			930am
<i>Line Judge How to Review</i>	No less than 30 minutes			1030am
<i>POOL 1 & 2</i>	4 Fighters – 42 minutes for 3 rounds + water	1 hour		1100am
<i>POOL 3 & 4</i>	4 Fighters – 42 minutes for 3 rounds + water	1 hour		12 noon
<i>POOL 5 & 6</i>	4 Fighters – 42 minutes for 3 rounds + water	1 hour		1 pm
<i>POOL 7 & 8</i>	4 Fighters – 42 minutes for 3 rounds + water	1 hour	4 hours total to complete Pools	2pm
	BREAK	30	4.5	230
<i>6 fights * 7 minutes =42 minutes</i>	6 fights * 7 minutes =42 minutes		Single Elimination (2 proceeded from pools) 5.5	330
<i>Semi-Finals/Finals 1 ring 4 – 6 matches depending on</i>			Easily another hour here as people need more breaks	430

As an Event Organizer it is your job to try to plan the best you can and serve your community. No one wants to have to make the choice about missing a flight or missing the opportunity to participate cause the tournament went too late. The example above was just ONE tournament, and you can see how it can easily fill the whole day with enough fighters and this is still running TWO rings for almost the entire day, which requires a lot of staff and volunteers.

Making your Pools:

The Saber Legion has standards for designing your Pools. They are outlines in Version 2.0 of the ruleset. Pools and Bracket

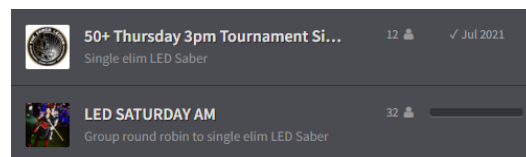
1. Pools will be seeded randomly, taking into consideration Member's home charters.
2. Pools should not contain Members of the same charter if possible.
3. Pools should not be larger than 5 Members per pool, if avoidable.
4. Any event should not have more than 16 pools, if avoidable.
5. A pool will consist of 1 bout per possible combination of TSL Members in that pool.
6. Winner(s) of each pool will seed a Single Elimination Bracket not to exceed a bracket size of 32 Fighters.

Additional Options:

- a. Winner of a pool should have a total number of wins; If tied,
 - i. then total points scored; If still tied then lowest points scored against.
 - ii. Or win/loss when those fighters fought/then point wont/then lowest points scored.
- b. Bracket may be seeded by:
 - i. pool numbers corresponding to predetermined bracket position
 - ii. entirely randomly
 - iii. or with the random mindset used in the Single Elimination Bracket Bout Format topic above.
- c. Byes can be determined by:
 - i. Entire randomly
 - ii. By most points won overall in their pool

Entering the data into Challenge

All National Directors and Full Charge Consulars have access to a program that David has retained for us called Challenge! Your onsite director is the ONLY person who should be creating this tournament. Challenge is a tournament system that lets up track and historical keep our tournament data. To Begin go to: <https://challenge.com/>



There you will login with the username David sends and create a password for yourself. You can create a tournament in your own profile and when you want it to be public change it the community setting of "The Saber Legion" to release it to the public audience. You can see the difference noted by the profile picture to the left.

Creating the Tournament

The 'Host' section shows a dropdown menu for 'Your Account Only' with 'MelodieGraham' selected. Below it, a 'Tournament name' field is empty. The 'URL' field contains 'challenge.com/1cd3hyc9'. The 'Description' field is empty with a rich text editor toolbar.

The first step in creating the tournament is setting the Host. If you are practicing or do not want it to be publicly shared make sure to create it under your own account. Remember this is something the Director in Charge of the Event should be doing only. But for transparency of how this is created I am including it in this guide.

State the full Name of the Tournament, then you can modify the URL to be something that is easy to give out to fighters. Like challenge.com/bladetoberfest2021. Lastly, you will create a description of the tournament. It doesn't have to be long.

The 'Game' section has a search bar for 'The game or sport being played'. Below it, there are checkboxes for 'Enable the Challenge rating system for players - requires hosting this tournament as a community'. The 'Type' section has two options: 'Single Stage Tournament' and 'Two Stage Tournament' (selected). The 'Group Stage' dropdown menu is open, showing 'Round Robin', 'Single Elimination', 'Double Elimination', and 'Round Robin' (selected). Below the dropdown, there are two options for the number of participants: '4 participants compete in each group -- 20 max for round robin' and '2 participants advance from each group'.

The next part is the Game info. It's going to ask what kind of sport this and we enter LED saber (which never comes up, so just manually enter it). **Type:** Single would be if you wanted just pools without single elimination or just straight into single elimination. If you are doing a pool that goes into Single Elimination, you'll select Two Stage Tournament.

**** Of special note:** Please make sure to click the box to include a third match.

Once you select two stage tournaments then you can select Single Elimination, Double or Round Robin. For pools we always choose Round Robin with 4 fighters and (since TSL5) two proceed. If you do not have a lot of time you may want to just have 1 move on, but I will say that the community has enjoyed the addition of 2 fighters proceeding from pools to single elimination round if possible. The next section ask how

The 'Rank by' dropdown menu is open, showing options: 'Match Wins', 'Match Wins', 'Game/Set Wins', 'Game/Set Win %', 'Points Scored', 'Points Difference', and 'Custom (points system)'. The 'Final Stage' dropdown menu is also open, showing 'Include a match for 3rd place'.

you want to "Rank" the fighters. This means how you want to decide who wins. In this pools scenario you will always choose Match Wins for the first way to determine a winner. (I'll get to the rest). Lastly, there is a drop-down menu to state how you want those pools winner to go on, we always select Single Elimination.

The next section is "Registration" we don't do a lot here. Select Registration: Provide a list of participants. Registration fee would be if you wanted to set up Challenge as your payment collector, but we do not utilize this function. Leave the participants check boxes empty unless you want to specify the max. For start time you can select the date and time of the event if you know when it will start. If not choose: "Mark as tentative", especially if you are only practicing.

The last sections: Predictions and Voting and Experimental Features we do not utilize at this time.

The 'ADVANCED OPTIONS' section has tabs for 'Bracket', 'Group Tie Breaks', 'Permissions', 'Notifications', and 'Misc'. The 'Group Tie Breaks' tab is active. It shows 'Rank by' set to 'Match Wins'. There are three 'Tie Break' fields: 'Tie Break #1' is set to 'Wins vs Tied Participants', 'Tie Break #2' is set to 'Match Wins', and 'Tie Break #3' is set to 'Wins vs Tied Participants'. A note at the bottom says: 'Please note, group tie break settings are overwritten with our defaults when group stage "Rank by" is changed.'

If you open the plus sign that says: Advanced Options, you will see a couple of different sections. Once again, we do not change or modify anything here except "Group Tie Breaks".

As stated on page 17 in this document there are a couple of approved ways of deciding how to break a tie. Let's say you a 4-person pool. In previous years Tie Breaks were always based on points. So, most points won or "Points Scored" and then the next tie breaker was "points difference" or the number of points you gave up in your fight verses how many you took. However, to have fighters less concerned with getting all the points and more focused on safety and quality of the fight at these open community event the first tie breaker is now Wins vs Tie Participants. While this is not the current "mandate" it is best practices when setting a tournament up. Whichever you choose to do remember it WILL impact who moves on in some of the pools. Here is an example from TSL5:

This screenshot shows the 'ADVANCED OPTIONS' section with the 'Group Tie Breaks' tab active. The 'Rank by' is 'Match Wins'. The 'Tie Break #1' is 'Wins vs Tied Participants', 'Tie Break #2' is 'Points Scored', and 'Tie Break #3' is 'Points Difference'. A note at the bottom says: 'Please note, group tie break settings are overwritten with our defaults when group stage "Rank by" is changed.'

Group E Standings Matches

Round 1		Round 2		Round 3		
2	18TSL5029 Christopher Daw	6	1	17TSL5048 Matthew Cruitt-K	0	
3	19TSL5045 Jorge Arenas FL	7	2	18TSL5029 Christopher Daw	10	
4	20TSL5012 Christian Kannaj	10	3	19TSL5045 Jorge Arenas FL	8	
1	17TSL5048 Matthew Cruitt-K	2	4	20TSL5012 Christian Kannaj	10	
4	20TSL5012 Christian Kannaj	10	5	1	17TSL5048 Matthew Cruitt-K	0
3	19TSL5045 Jorge Arenas FL	8	6	2	18TSL5029 Christopher Daw	10

In this example 3 of the 4 fighters all won 2 of their matches and lost 1 causing a three-way tie.

The tie breaker was set to first compare Match wins when those people actual fought each other next.

We can see that when Jorge fought Christopher Dawnshadow, he won but lost to the other two. When Christopher Dawnshadow fought Christian Kannapu he won but lost two the other two, and when Christian fought Jorge he won, but lost to the other two. When comparing which fighters won to whom so again each had won win against another opponent, resulting in another tie. Then the algorithm went to the next component and looked a most won points which then selected Jorge as he 1 more point than the other 2 competitors.

Group E Standings Matches

Rank	Participant	1. Match W-L-T	2. TB	3. Pts	4. Pts Diff	Set Wins	Set Ties	Match History
1	19TSL5045 Jorge Arenas FL	2-1-0	1	25	9	2	0	W L W
2	18TSL5029 Christopher DawnShadow CA	2-1-0	1	24	13	2	0	L W W
3	20TSL5012 Christian Kannapu NM	2-1-0	1	24	6	2	0	W W L
4	17TSL5048 Matthew Cruitt-Kits CT	0-3-0	0	2	-28	0	0	L L L

The Event coordinator, onsite director and charter rep should make all the decision about how the event is going to be set up as a team. How many fighters will be in your pool, how many will move on to single elimination and how you will resolve a tie

BEFORE you start the tournament. Once you click start in the tournament settings nothing can be changed.

SHUFFLE SEEDS

fighter track rank or registration number	Fighter Name	Charter
1	TSL5055 Tony Zaldua Jr (POOL1)	CA
2	TSL5049 Nicholas Brockway (put in pool 1)	MI
3	TSL5041 Thom Timko FL	
4	TSL5028 Kevin McMahon MN	
5	TSL5035 James Kuang CO	
6	TSL5057 Carlos Garcia IL	
7	TSL5008 Alec Martinez FL	
8	TSL5067 Riggon Robinson NM	

DENOTES DIFFERENT POOLS

Setting up the Participants

The next step is under the participants tab. Here you will enter in all the fighters that have signed up for your event. Three things are noted in the updated tournament set up: A registration number or their TSL historical tracking number for the rank program, their name, and their charter.

Once you have all this information added you click "shuffle seeds" three times. This will automatically shuffle all the participants into random pools. When you review the pools,

please note that if there are members from the same charter in the pool the seeds should be shuffled again. This process can go on for a very long time. Directors can manually move one fighter from a pool to another by picking up the fighter and dropping them one below. However, this type of manual manipulation should be avoided and only used based on the terms and conditions reviewed in C.I.T training and with the guidance of the National Directors. This additional consideration could be family relationships, previous fights, etc. While everyone would always like to fight someone new it is not a guarantee to fight someone you've never fought before, just hopefully no someone from the same charter in your same pool.

Group A Standings Matches

Rank	Participant
1	Advanced TSL0228 Brian Williams The Punisher MN 1ST OR 2ND CLJ
2	Advanced TSL0106 David Laudenslager CA 1ST DIR
3	TSL0245 Alexis Adames Hero of Time FL- MIAMI 1st CLJ
4	TSL0223 Kelvin Walker Com-bot v1.6 FL- Orlando 1st

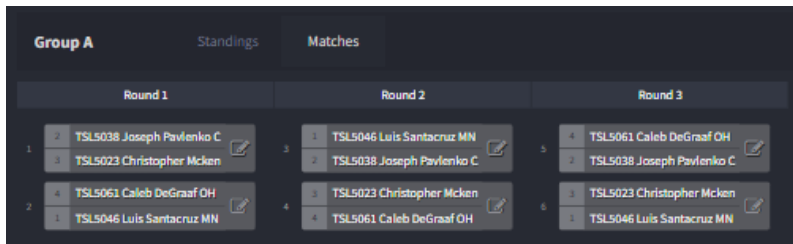
As Regional Open Pools events are becoming more and more popular there are times when you will have more fighters from one region than any other. In this consideration, please enter the charter and region that that fighter represents so that the director sorting this information can endeavor to make sure the pools represent the best opportunities for all fighters. There are occasions where a pool may have two out of town fighters and two fighters from the same charter. These things happen more and more with Regional Event around the country and are just a part of the process of creating tournaments.

In the example to the left you can see two out of town fighters denoted, as well as two FL charter members denoted with the satellite locations they represent denote also as to better divide pools into opportunities for fighters to fight people other than their regular charter mates. Here the fighters were also denoted by the pool they asked to be a part of (morning vs afternoon), as well as if they were an adjudicating member of staff (Dir, FCC, CIT, or CLJ).

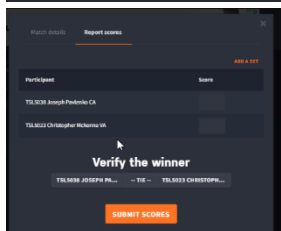
Note: When allowing fighters to select a specific pool or time it will make your sorting job even more difficult! While this can be beneficial to a fighter who performs better first thing in the morning verse having to wait all day for their turn it will complicate the sorting of your pools.

Recording the Data

At this point you will go to the tab “Group Stage”, and it will present all the fighters sorted as you saw on the matrix in the participants list. You will need to click on “START” to begin entering in the results of any matches. Once you click start NOTHING else can be changed. There is no modification, update or resolve once you hit start other than rebuilding the tournament from scratch, so please make sure that you are 100% ready, and everyone has completed Gear Inspection and passed.



There will be two tabs that show the pools, “Standings”, which provides the overall look of how the fighters scored and a tab called “Matches”. Click on matches and you will see the fighters appear arranged automatically with how they will be fighting in the pool. (This is very useful when making you table judging cards, although sometimes Challenge sets it up differently, but either way, you must record



the matches here (in whichever order doesn't matter as much as putting in the accurate scores of when one fighter fought another fighter). To enter click on the match where the little pencil appears.

You will key in the numerical score of the match when these two fighters fought. We have no ties in TSL so if that should not happen here. When you have certified that you have correctly entered the data click “Submit Scores”.

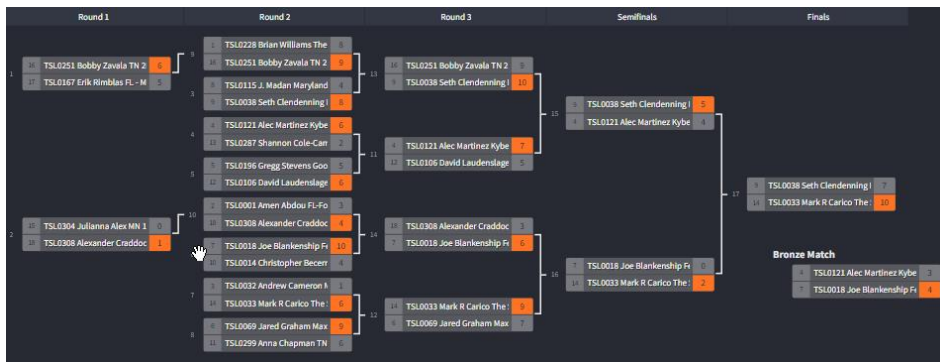
Rank	Participant	Match W-L-T	TB	Pts	Pts Diff	Set Wins	Set Loss	Match History
1	TSL0069 Jared Graham Maximum Effort FL- FourCRO	3-0-0	0	24	3	3	0	W W W
2	TSL0251 Bobby Zavala TN 2ND	2-1-0	0	25	7	2	0	W W L
3	TSL0226 Joshua Lloyd Wilkover Vietnam MN 2ND OR 3	1-2-0	0	25	-2	1	3	L L W
4	TSL0022 Elizabeth Y Braatz Bumblebee FL- Orlando 2ND OR 3RD	0-3-0	0	20	-8	0	0	L L L

Once you have completed submitting for that pool click back over to “Standings”. If you have correctly submitted your data, it should match the Table Judges card of who should move on. You will see the word “advanced” next to the fighter moving on based on the settings you for first selected when creating this tournament.

Once you have entered all the matches and are 100% sure they are entered correctly you must click end group stage to move onto the single elimination bracket. Once again if you made a mistake here and click end you will NOT be able to go back and correct it. You will have to reenter all the information again if you make any mistake and end the stage.

- Note: At TSL 5 because tournaments were happening on 2 separate days, I made 2 separate pools to represent each day. As fighters could potentially change or drop all the way up until the tournament started, I had them selected as Single Stage Tournaments and then took all the winners to set up the single elimination bracket (combining day 1 and 2). When doing this you will need to manually configure a bye.
- What is a bye: A bye is when your brackets are NOT even (16, 32, 64) and there is one fighter who will not have a fight in the 1st round. When manually entering byes, you'll need to add up all of the fighters' points in the pool and give byes to which ever fighters have the top number of points. So, let's say you have 5 byes, those top 5 fighters will not have a match for round 5 and will automatically move to round 2. If you do this all together with a two staged fight Challenge will automatically populate the highest points into the byes.

In the example here all the fighters moved into the 2nd round except for four. The fighters who had the least amount of win points were selected for Round 1 to fight before moving onto the Round 2 bracket. Also, as Challenge knows who appeared in the pools previously fought it will not set those matches to happen again in Round 1. However, as you move through the rounds it is possible that if two fighters proceeded from a pool that they could end up eventually having a rematch in the Single Elimination bracket depending on the size of the tournament.

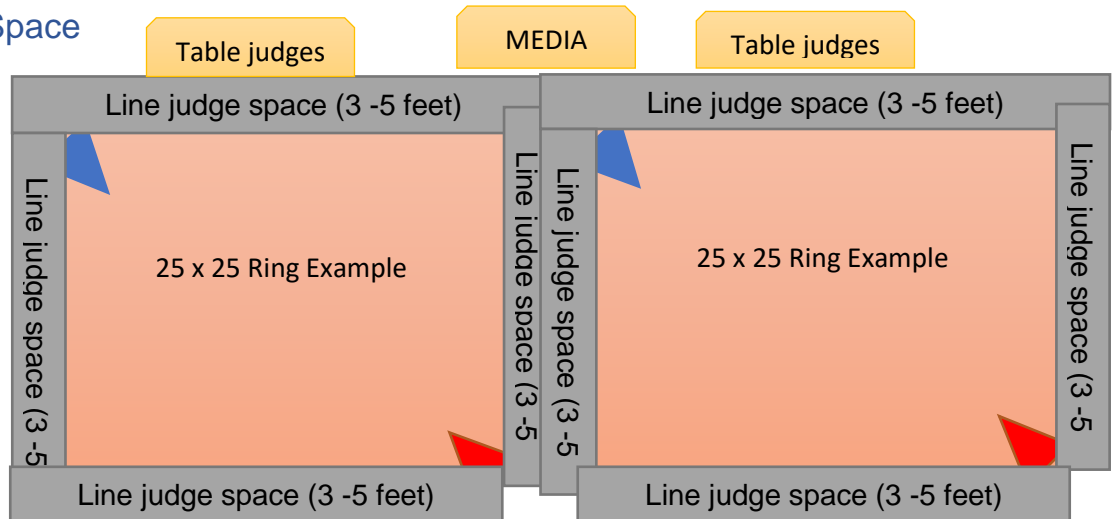


When you enter the Single Elimination bracket you will once again click the “Edit” icon to enter the scores. This will move the data of the winning fighter automatically into Round two and automatically populate who they will be facing. You can predict the numbers of the matches and the order they will happen in by looking at the grey numbers next to each bracket. Once all the matches have been entered you can click Final. This will conclude the matches and populate the result of the two 3 fighters.

If you are not completing a “POOL” then you can start directly by setting up only one tournament and selected Single Elimination. Some tournaments do not field enough fighters to have a “pools” tournament or potentially because there isn’t enough time. Remember when mathing out the requirements you still must think about the 7-minute standard.

Designing the Ring Space

Like Championship Series events you will be required to set up rings that are 25 x 25 with 3 -5 feet between in each ring for line judges to move around. This illustration is only two rings, but you can see that the overall distance of the space must be double the allotted space for a CS series event.



Supplies

National Directors are the only ones that are required to be able to field 3 rings of materials. This is why it is very important for you to be able to recruit multiple Full Charge Consulars to assist with your event. While National Directors have the power to empower Temporarily Appointed Directors, Full Charge Consular cannot. To run multiple rings you must recruit at least 1 National Director and have 1 willing trainee or 1 Full Charge Consular per ring (+ 1 sub per ring if that directing team member also plans on fighting).

Staffing for Open Pools Event

Advanced set up is paramount for the onsite. It is especially necessary to bring in your onsite Media Team lead for consultation when planning the space, time, and ring design, especially if they are also fighting. You will need to work with the Onsite Director, and the Media Team member to determine:

- 1) Are you going to livestream this event?
 - a) If so, then which ring will be the primary ring or are you going to livestream both?
 - b) If you do not have this capability, is it worth livestreaming or filming the pools or just semifinals/finals?
 - c) What is your Wi-Fi load capability?
 - i) A low Wi-Fi capability can lead to slow broken feeds and can be frustrating to watch. Sometimes the best way to capture your tournament is to record it locally and then broadcast it when you can upload it with a static source.
 - d) What application are you going to use?
 - i) Applications like restream allow you to send your media to multiple sources like Facebook and Youtube at the same time. If you are not familiar with this process, please contact David Laudenslager the Media Team lead for advice and help setting this up.
 - e) What is the best place and spacing for the cameras that you are using?

This entirely matters on how you are recording and how many cameras you have. Having three cameras will allow you to have one in each of the fighters’ corners, preferably at least 1 very high up, as well as a center camera. You may think that three is excessive, however, you never know when one might run out of space or battery, so having multiple cameras will always make your recording viable for release.

- i) Media vs Line Judges
The priority is the match, always. While this does sometimes mean that a line judge will block a camera, The Saber Legion's first goal is the safety and then reliability and fairness of the sport. While media is one of the 5 pillars of our Mission, Vision, and Values it does not overstep the certification of our match standards.
- ii) Compromise: When filming from a specific viewpoint the onsite media coordinator should be sure to mark the area that will be the camera's viewpoint. The Event Coordinator should make sure Line Judges are aware that this is the field of capture and when possible, to not stand directly in front of it the camera when possible.
- f) Additional Media personnel: Photographers. Tournament Events can be an amazing opportunity to get great promotional shots for your area and show the kind of events that can be hosted by your charter. Also, fighters often love to have action shots that they may not normally get the opportunity to have. It is worth looking for a dedicated photographer for your event that will provide pictures. Some photographers will set up a website for the fighters to purchase shots and you can work with them to get a discounted rate for event shots. Otherwise, a partner, spouse or friend may be willing to serve this role to support you and your charter.
- g) Table Judges: Table Judges (Time and Score) can run the ring independently when give the correct table score sheet. When possible, having independent volunteers who are NOT participating in the event itself are best for these positions. As discussed above, as you will have directors and line judges consistently trading out their positions in the ring having a dedicated team to advance your pools is both timely and the most efficient way of staffing your pools.
- h) Line Judges: As explained above, each fighter will be given a colored wrist band. It is mandatory to have fighters rotate as line judges when they are not fighting. The colored arm bands ensure that this happens in an equal allocation until Single Elimination occur. As there is no way to plan for those match ups, we ask that fighters that have not moved on volunteer as line judges for those single elimination matches.
- i) If Line Judges or Ring Directors cannot be found the tournament may have to be reduced to only one ring which will affect your completion time for the event.

Prizes

While Prizes are not mandatory most open tournaments provide some prizes and you should be aware of the kind of prizes that are most frequently utilized. Once again TSL National does not provide compensation for prize expense to the charter. When retaining any prize remember that it is NOT required and NOT reimbursable from Nationals. Your local charter account should provide any capital for the cost of awards.

- 1) Tournament Metals: These are often for 1st, 2nd, and 3rd place for each tournament you decide to host. Vendors that have been utilized previously are:
 - a) Aaron Riley (3-D printed metals that can incorporate your charter or tournament logo.
 - b) Ryan Lannon (Metal Metals with stickers of the charter or tournament logo.
- 2) Tournament Tsubas: These can be made by any normal tsuba construction material, and some can be engraved with your tournament information or art. Some vendors who have provided this in the past are:
 - a) Clint Darby
 - b) Mando
- 3) Tournament Sabers: These must be procured directly from the saber vendor at this time. Some vendors only provide to tournaments over a certain number of fighters or after the tournament has been in service to the community for some time. There is no program in place currently for this service through International Council.
- 4) Community Prizes: These can be anything, funny or serious, but it has become popular to offer basically community service prize given to members of the community that step up and help beyond what fighters normally do and reward them. I.e.: Quartan-TV host community award at TSL5, Spirt award from the Wookies at Bladtoberfest, and Heart of Kyber award at Suncrusher/Florida Open.

Gear Check

Gear check is a mandatory requirement at ALL open tournaments. This is because of the nature of an Open that allows for all fighters, experienced and new, to test their skills at an event. Some of these fighters may come from smaller charters that do not have an onsite Gear Inspector or even a charter rep that is very familiar with the requirements of Gear. The Gear Check process has been developed into 3 parts. Specific Gear check, Saber Inspection and Code of Conduct.

Part One: Specific Gear

This is the top part of the form. It works together with a Preregistration that can be sent out before the tournament begins so fighters can fill out their information beforehand.

This will allow fighters to also check to make sure that they have all the required parts before attending the event. Gear Inspectors will check that all these pieces are in good working order and meet the expectations of the current ruleset.

1. TOURNAMENT FIGHTER: _____ 2. Record Fighter #: _____


3. CHARTER: _____ 4. FLREG _____

5. Previously approve: _____

All gear must be inspected and approved by the Tournament Director, gear inspector and/or event coordinator. The Official Tournament Director always has final say.

Due to safety concerns, no ill-fitting gear will be allowed to be worn during any event (e.g., the gorget must be fitted properly as an ill-fitted gorget will cause impact damage to the throat when struck). Masks must be in good working order. No mask dented in any way that affects its function will be allowed.

REGISTRANTS PREREGISTRATION DATA: **GEAR CHECKER MAKE A CHECK NEXT TO EACH ITEM APPROVED**
(numbers relate to picture in diagram)



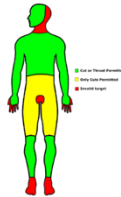
- 1. Mask Helmet: »
- 1b. Back of Head: »
- 2. Chest Protection:
- 4. Arm Protection:
- 6. Gloves:
- 7. Male and Female: Groin Protection:
- 5. Knee Protection:
- 8. Throat Protection: »

"Insubstantial gloves regardless of manufacturer may not be allowed to pass gear check."

Ring Reminders: (Per Ruleset Version 2.0B)

(a) The Ring Director will call the Fighters to enter the ring and ask the Fighters to acknowledge the Judges by acknowledging the table. (b) For pools, all Fighters should acknowledge the table as a group at the beginning of the pool at this time only to meet requirements of sports-person-like conduct. (c) When the Fighters acknowledge the table, it is considered an indication that they have read these rules and will fully abide by them. (d) The Fighters will then be asked to acknowledge their fellow Fighter.

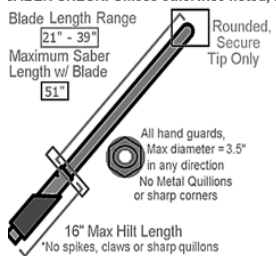
At The Ring Directors call of "Fight", the Fighters are expected to attempt to score a legal point as determined by the event format. Fighters should not stop in action until the Ring Director calls a "Hold" or "Reset". The Ring Director will call "Hold" when a valid touch is seen. Valid Touches (a) Any contact of a Fighter's blade onto their opponent's body or armor during an exchange is considered a touch, no matter how light. (b) A touch can be described as either a cut or a thrust. A Valid touch to a Valid Target area will score 1 point. There are no additional points awarded or weighted targets. (j) Valid Targets 1) Thrust and Cut Targets 2) Front and Side of the Head 3) Body (Chest, Shoulders, Upper Back, Ribs), 4) Arms (Upper arm, Elbow, Forearm, Wrist, Back or Palm of the Hand) 5) I oss (Knee, Shin) (k) Cut Only Targets 1) Abdomen (l) over back (a) Thighs



1. Name
2. TSL coding number will be completed by registration input
3. Charter
4. Satellite location if multiple satellites are present in that charter
5. Previously Approved. This is a new code that allows fighters who have completed gear check in the last 6 months at an official event with an official certified Gear Inspector to bypass physical onsite Gear Inspection again. *If fighters has new previously unapproved gear it must be recertified.
6. The last section reviews Ring Reminders including procedures acknowledging the judges and opponent. It also discusses Invalid and valid touches.

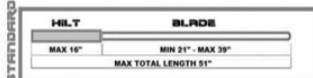
Part Two: Saber Inspection

SABER CHECK: Unless otherwise noted, all sabers must meet the following requirements regardless of whether the event is using Standard Saber or Exotic Saber weapon rulesets. Sabers will be approved and checked for length and circumference.



1. All saber hilts and blades must be inspected and approved by the Tournament Director, FCC, C.I.T, Gear Inspector and/or Event Coordinator. The onsite Official Tournament Director always has final say.
 2. Saber hilts and blades must consist of parts from approved saber manufacturers or otherwise be approved by the gear inspection staff.
 3. Saber blades must light up at the start of any match. A colored blade (aka day blade) does not count as being illuminated.
 4. Heavy grade blades only. A polycarbonate tube (PC) with 1" diameter and wall thickness of 1/8" or 3mm must be used.
 5. Sabers blades that use **Neopixel** Led strings are allowed, they must still illuminate and be of heavy grade PC construction.
 6. "Clear" blades must be diffused. No clear blades without diffuser film, a blade diffuser, or sufficient sanding will be allowed.
7. "Trans white" blades might be allowed with no diffuser or film upon inspections if found to be "trans" enough to keep the led from shining through and possibly being used to "blind" an opponent.

8. Blade tips must be mirrored (no shine through tips allowed). Rounded and Parabolic tips only (No bullet or pointed tips allowed). (k) All tips must be taped, or heat shrink wrapped to reduce the risk of the tip coming off. (l) Tournaments may require your blade to be taped, showing it has been approved and where the blade must be seated to be an approved length. No pieces may be taped to a hilt to extend or repair a hilt.



SABER REGISTERED	HILT LENGTH	BLADE LENGTH	OVERALL MEASUREMENT
MEASURE HILTS AND BLADES TO THEIR LONGEST POINTS			
MEASURE HILT FROM HERE			
MEASURE BLADE FROM HERE			
MEASURE HILT FROM HERE			
MEASURE BLADE FROM HERE			

1. Are ALL Blades Heavy grade measuring 1 inch in diameter? _____
2. Have they all been marked where seated? _____

The next section is for saber inspection. This must be done at EVERY tournament no matter what has been previously approved or inspected. As sabers are often changed, reconfigured, broken, and replaced it essential to remark approved sabers. Gear Inspectors will complete this by measuring the blade as well as the saber itself. They will check and mark where the saber is seated and leave a colored spike tape mark where this is noted. If the tape is not present when the saber is used to compete the results can be challenged by the opponent before or during the match.

Gear Inspectors can be onsite Event Coordinators, Charter Reps, Directors of any status or Certified members of the Gear Inspecting Team.

Part Three: Code of Conduct

MAX DIAMETER 2.5"

1. Are ALL Blades Heavy grade measuring 1 inch in diameter? _____ 2. Have they all been marked where seated? _____

Please Review a brief overview of the Code of Conduct

- Members and spectators are expected to follow the spirit of the event rules as well as The Saber Legion's Mission, Vision, Values
- Members are expected to act professionally and respectfully to the officiating staff, participants, attendees and vendors.
- Members should not throw gear, curse loudly, make threats to another, or engage in aggressive behavior during the event.
- Members are expected to compete with sportsmanship and self-control.
- Every bout should maintain a polite quality to all involved. Breach of Conduct Definitions and Penalties A breach of conduct is defined when an action taken by any applicable event participant (TSL Member or spectator) is against the rules and or the spirit of the rules at a TSL event. Below is a list of possible breaches and corresponding actions. **Breach of Conduct Levels**
 - Verbal Warning – Warning given (Points awarded as normal).
 - Yellow Card – Warning given (Bout Reset, Point awarded to opponent).
 - Red Card – Forfeiture of current and all remaining event bouts.
 - Ejection from the event – Spectators and TSL Members alike.

PLEASE HAVE ALL POSSIBLE BLADES INSPECTED AT GEAR CHECK. If any gear has been altered, without director approval and reinspection, then the fighter will automatically forfeit all remaining TSL matches, no matter what brackets the fighter is participating in. If a change is needed (such as losing a tip and replacing the blade with another approved) then please have a director reinspect the gear and receive approval for that change.

_____ Initial here to indicate that you have read and agree to the terms in the Membership and Hold Harmless agreement.

_____ Initial here to indicate that you have read and agree to the updated Version 2.0B Saber Legion Ruleset that governs the organization known as The Saber Legion, LLC.

_____ I have read the updated Special Addendum to Ruleset 2.0B

If a "Ring Out" occurs on the Final Exchange it will not "end" the match. Final Exchange here is further defined as: both fighters aiming to score a point and being resolved by the Ring Director as a call of "Point Awarded, Simultaneous (in which no point is awarded), or "No Call" in which the situation is unsafe, or the action has become so disorganized that the referee can no longer follow it. HOWEVER, "If the score differential between fighters is only one point (e.g. Score is 8-9) during Final Exchange, a point must be awarded to satisfy a "valid exchange". Simultaneous and "No Call" exchanges will not end the match in this scenario." Ring Outs will "Reset" both fighters to their original corners and Ring Directors will continue the match until a "valid exchange" occurs or the fighter behind concedes the match.

_____ I grant to The Saber Legion, LLC and The Saber Legion's assigns, the right to use my image and name in all forms of media, including advertising, trade, or any commercial purpose.

_____ I agree that the currently configured sabers will not be altered in anyway (changing blades, pommels, pads etc.) before or during any participating TSL bracket.

_____ I have read and understand this agreement and agree to gear inspection process, saber and hilt marking, standards, and required terms to participate in these tournaments.

Fighters Signature: _____

Date: _____

Fighters Pool Assignment: _____

_____-Fighter's Line Judging Assignment: _____

the tournament this may not be possible as configuration would not be possible until registration has closed.

Gear Inspection is not required at a CS tournament because those fighters have already been approved in most cases and directors can Gear Inspect, when necessary, on a case-by-case basis. Open tournaments are required to perform this inspection. If you cannot Gear Inspect your tournament will NOT be considered for rank as it will not meet the safety and certification requirements to be adjudicated.

Extras

Extras are not required but some charters provide for fighters at OPEN POOLS events. These events are different than CS because multiple fighters will be attending from all around the country/world. Hence there are things you may want to consider but are not necessarily mandatory or even advised for a brand-new hosting team.

Community Open Sparring

One of the extra's that most open tournaments provide is an open sparring opportunity for fighters above and beyond the tournament. These open sparring sessions can be offered before, during or after the tournament.

Examples:

Friday Night warm up and get to know you. This option allows for fighters who have often traveled many miles to warm up and familiarize themselves with the space. It also allows for fighters to complete Gear Check before.

Out but not done: This is where fighters have already competed in their pools and did not get to continue to single elimination. If you have another rain space or even just another space where fighters can open spar this can be utilized so that fighters can get in even more opportunities to spar and earn patches.

Sunday Patchapaloza: Sunday next day sparring can allow for fighters who have traveled in to have a whole day to open spar, make connections and earn more patches. While this can sometimes be challenging as not all fighters will want to stay and extra day the advantage of an extra day allows for fighters to fight in a less competitive setting and build community.

The last section of the Gear Inspection for is Code of Conduct and Waivers.

I have seen many members glance over this and initial awareness without really reading it often. This is not a good idea as fighters are initialing not only that they understand all the rules and regulations but that they are held to the code of conduct expected in our sport. Additionally, they are giving permission for the media team to use their likeness for marketing purposes as well as any other sponsor or vendors who we give permission to.

The last section of the Gear Inspection form has the fighter officially sign and date and then will list their assigned POOL and LINE JUDGING ASSIGNMENT. This should be prepared before Gear Inspection starts as to quicken the start of the tournament.

*In cases where the Event Coordinator allows registration until the morning of

Meet ups

Additional nonrelated sparring meet ups can be great opportunities for community and social strength building for the community. There are several ways to incorporate additional opportunities for members to meet and build connections.

After tournament dinner: Probably the most popular way to meet up is to have everyone go to a specific location after the tournament has concluded. Many people will participate in this opportunity as most fighters will not travel home until the next day. It allows for a relaxed setting where people can talk about sabers but also many fandoms that attract members of our sport. Think about the best location for your needs. I have hosted potlucks at the fighters' house as well as large restaurant space and both have their pros and cons. A large house has the advantage of realization and more mingling for the fighters being hosted, but you, the host have a lot more burden. Cleaning before and after people arrive and making sure there are utensils and food may be too much if you are doing a lot for this event already. Large restaurants allow for a variety of food options and much less personal cost and time, but don't usually allow for much mingling and getting to know new people. Often people sit with people they already know. If your goal is to enrich the community by building new bonds this may not be your best option.

Activities: This can be hard to get together but can really add a rich value to your event. When you can include additional activities, it will always enrich the experience for the traveling fighter. Remember that not everyone can travel just for events and the added opportunity of going to a Disney Park, or Mall of America meet up can be an experience that makes fighters choose to use their vacation time to attend your event over others.

Cornerstones: Cornerstone can go a long way to working on extra activities, especially for a smaller group. This can be beneficial if you have an out of townner who has something they really want to go do around the tournament. These types of personal connections are what helps an incoming visitor want to attend your event again.

Merchandise:

Depending on the size of your event you may want to consider T-shirts or patches. You will have to work with your own designer as most of the TSL national media team does not provide free original work. However, there are members of the organization that do provide art for a fee. You'd have to contact each individual to get a quote for their services.

- Melodie Graham: Graphic Design for Posters and Media
- Gregg Stevens: Original Graphic art for individual media and patches
- Tiffany Hagan: Drawing and original media for patches

Posters

Posters have been utilized for Championship Series in Minnesota since they were created. Other Charters also have incorporated the marketing and media aspects of posters, but if the card is heavy posters can be quiet time consuming and expensive when paying the media personal to create it. If you choose to create a poster, they can be used to promote your event on multiple social media platforms or even printed for fighters through Red Bubble.

- Of note: If you choose to use TSL platform of Redbubble all proceeds are directed to the National account and cannot be divided into charter reimbursement.

Patches

Event patches are more often utilized for open tournament events. All International Annual Tournaments have had patches designed but regional tournaments have started to produce patches lately as well. As patches are something that defines your experiences within the opportunities in TSL and have become a collectible part of our sport incorporating a patch design and selling in for your even can not add to a collector's collection but can be an additional source of revenue for your charter.

Conclusion

There are many aspects to planning an event and they're all different depending on your location and the needs of your community as well as your charter reserves. This is just a place to begin building your event. I hope that it's been helpful in beginning to think about everything that you will need to be successful in your Saber Legion event. If you have additional questions or just need an opinion about something you are trying to incorporate that isn't listed here, please contact me: melodiegraham@gmail.com Thanks for reading and best of luck, United through Sabers!

BLANK EVENT DOCUMENTS

Gear Check

1. TOURNAMENT FIGHTER:

2. Record Fighter #:

3. CHARTER:

4. FLREG

5. Previously approve:

All gear must be inspected and approved by the Tournament Director, gear inspector and or event coordinator. The Official Tournament Director always has final say.

Due to safety concerns, no ill-fitting gear will be allowed to be worn during any event (e.g., the gorget must be fitted properly as an ill-fitted gorget will cause impact damage to the throat when struck). Masks must be in good working order. No mask dented in any way that affects its function will be allowed.

REGISTRANTS PREREGISTRATION DATA: **GEAR CHECKER MAKE A CHECK NEXT TO EACH ITEM APPROVED**
(numbers relate to picture in diagram)



1. Mask Helmet:

1b. Back of Head:

8. Throat Protection

2. Chest Protection:

4. Arm Protection:

6. Gloves:

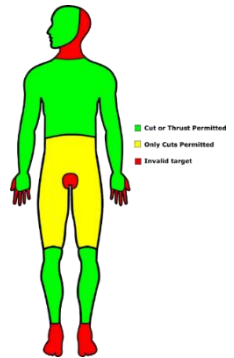
"insubstantial gloves regardless of manufacturer may not be allowed to pass gear check."

7. Male and Female: Groin Protection:

5. Knee Protection:

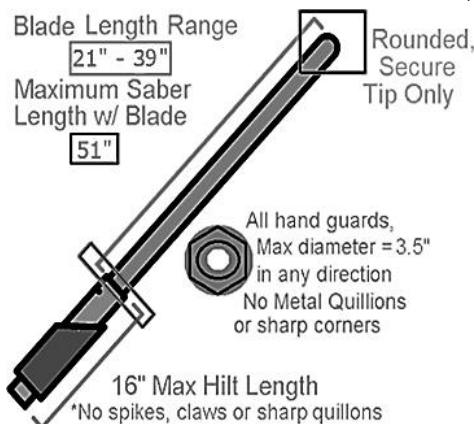
Ring Reminders: (Per Ruleset Version 2.0B)

(a) The Ring Director will call the Fighters to enter the ring and ask the Fighters to acknowledge the Judges by acknowledging the table. (b) For pools, all Fighters should acknowledge the table as a group at the beginning of the pool at this time only to meet requirements of sportsperson-like conduct. (c) When the Fighters acknowledge the table, it is considered an indication that they have read these rules and will fully abide by them. (d) The Fighters will then be asked to acknowledge their fellow Fighter.



At The Ring Directors call of "Fight", the Fighters are expected to attempt to score a legal point as determined by the event format. Fighters should not stop in action until the Ring Director calls a "Hold" or "Reset". The Ring Director will call "Hold!" when a valid touch is seen. Valid Touches (a) Any contact of a Fighter's blade onto their opponent's body or armor during an exchange is considered a touch, no matter how light. (b) A touch can be described as either a cut or a thrust. A Valid touch to a Valid Target area will score 1 point. There are no additional points awarded or weighted targets. (i) Valid Targets 1) Thrust and Cut Targets 2) Front and Side of the Head. 3) Body (Chest, Shoulders, Upper Back, Ribs). 4) Arms (Upper arm, Elbow, Forearm, Wrist, Back or Palm of the Hand). 5) Legs (Knee, Shin). (ii) Cut Only Targets 1) Abdomen. (f) Lower back. (g) Thighs.

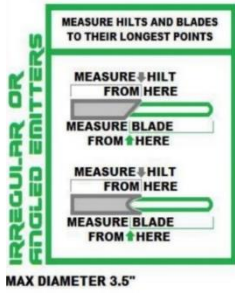
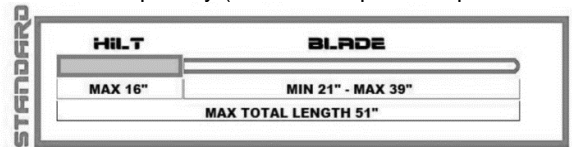
SABER CHECK: Unless otherwise noted, all sabers must meet the following requirements regardless of whether the event is using Standard Saber or Exotic Saber weapon rulesets. Sabers will be approved and checked for length and circumference.



1. All saber hilts and blades must be inspected and approved by the Tournament Director, FCC, C.I.T, Gear Inspector and/or Event Coordinator. The onsite Official Tournament Director always has final say.
2. Saber hilts and blades must consist of parts from approved saber manufacturers or otherwise be approved by the gear inspection staff.
3. Saber blades must light up at the start of any match. A colored blade (aka day blade) does not count as being illuminated.
4. Heavy grade blades only. A polycarbonate tube (PC) with 1" diameter and wall thickness of 1/8" or 3mm must be used.
5. Sabers blades that use Neopixel Led strings are allowed, they must still illuminate and be of heavy grade PC construction.
6. "Clear" blades must be diffused. No clear blades without diffuser film, a blade diffuser, or sufficient sanding will be allowed.

7. "Trans white" blades might be allowed with no diffuser or film upon inspections if found to be "trans" enough to keep the led from shining through and possibly being used to "blind" an opponent.

8. Blade tips must be mirrored (no shine through tips allowed). Rounded and Parabolic tips only (No bullet or pointed tips allowed). (k) All tips must be taped, or heat shrink wrapped to reduce the risk of the tip coming off. (l) Tournaments may require your blade to be taped, showing it has been approved and where the blade must be seated to be an approved length. No pieces may be taped to a hilt to extend or repair a hilt.



SABER REGISTERED	HILT LENGTH	BLADE LENGTH	OVERALL MEASUREMENT

1. Are ALL Blades Heavy grade measuring 1 inch in diameter? _____ 2. Have they all been marked where seated? _____

Please Review a brief overview of the Code of Conduct

- Members and spectators are expected to follow the spirit of the event rules as well as The Saber Legion’s Mission, Vision, Values
- Members are expected to act professionally and respectfully to the officiating staff, participants, attendees and vendors.
- Members should not throw gear, curse loudly, make threats to another, or engage in aggressive behavior during the event.
- Members are expected to compete with sportsmanship and self-control.
- Every bout should maintain a polite quality to all involved. Breach of Conduct Definitions and Penalties A breach of conduct is defined when an action taken by any applicable event participant (TSL Member or spectator) is against the rules and or the spirit of the rules at a TSL event. Below is a list of possible breaches and corresponding actions. **Breach of Conduct Levels**
 - Verbal Warning – Warning given (Points awarded as normal).
 - Yellow Card – Warning given (Bout Reset, Point awarded to opponent).
 - Red Card – Forfeiture of current and all remaining event bouts.
 - Ejection from the event – Spectators and TSL Members alike.

PLEASE HAVE ALL POSSIBLE BLADES INSPECTED AT GEAR CHECK. If any gear has been altered, without director approval and reinspection, then the fighter will automatically forfeit all remaining TSL matches, no matter what brackets the fighter is participating in. If a change is needed (such as losing a tip and replacing the blade with another approved) then please have a director reinspect the gear and receive approval for that change.

_____ Initial here to indicate that you have read and agree to the terms in the Membership and Hold Harmless agreement.

_____ Initial here to indicate that you have read and agree to the updated Version 2.0B Saber Legion Ruleset that governs the organization known as The Saber Legion, LLC.

_____ I have read the updated Special Addendum to Ruleset 2.0B

If a “Ring Out” occurs on the Final Exchange it will not “end” the match. Final Exchange here is further defined as: both fighters aiming to score a point and being resolved by the Ring Director as a call of “Point Awarded, Simultaneous (in which no point is awarded), or “No Call” in which the situation is unsafe, or the action has become so disorganized that the referee can no longer follow it. HOWEVER, “If the score differential between fighters is only one point (e.g. Score is 8-9) during Final Exchange, a point must be awarded to satisfy a “valid exchange”. Simultaneous and “No Call” exchanges will not end the match in this scenario.” Ring Outs will “Reset” both fighters to their original corners and Ring Directors will continue the match until a “valid exchange” occurs or the fighter behind concedes the match.

_____ I grant to The Saber Legion, LLC and The Saber Legion’s assigns, the right to use my image and name in all forms of media, including advertising, trade, or any commercial purpose.

_____ I agree that the currently configured sabers will not be altered in anyway (changing blades, pommels, pads etc.) before or during any participating TSL bracket.

_____ I have read and understand this agreement and agree to gear inspection process, saber and hilt marking, standards, and required terms to participate in these tournaments.

Fighters Signature: _____

Date: _____

Fighters Pool Assignment:

–Fighter’s Line Judging Assignment:

CS Run Sheet to Plan

Preset Up			
Vending/Admission			
Commentary			
Gear Check-In/Fighter Check-in if necessary			
Fighter	Director	Cornerstone	Line Judges/Table Judge
<i>Sets allow the matches to be broken into chunks that you will have the same line judges</i>			
			<i>Line Judges</i>
			<ol style="list-style-type: none"> 1. 2. 3. 4.
Match 2			
Match 3			Table Judges: <ol style="list-style-type: none"> 1. 2.
Set Two			
			<i>Line Judges</i>
			<ol style="list-style-type: none"> 1. 2. 3. 4.
Match 5			
Match 6:			Table Judges: <ol style="list-style-type: none"> 1. 2.
SET 3 - 6:00 - 7:30pm			
Match 7			<i>Line Judges</i>
			<ol style="list-style-type: none"> 1. 2. 3. 4.
Match 8			
			Table Judges: <ol style="list-style-type: none"> 1. 2.

CS Example Bio Format: (example)

FIGHTER		MUSIC
1. Mahomy Lab	<p>Emerging from the swamps of Orlando, Florida is an apex predator that even the gators fear. He's the rightful ruler of Asgard, autocrat of Atlantis, and, of course, KING OF WAKANDA. He's here to hunt his opponent down to prove the Black Panther rules the ring, and his rule is ABSOLUTE. The man who never freezes, Mahomy "KING" Labissiere</p>	<p>Mahomy Music Edited from Suncrusher 3</p>
2. Tony Saffioti(The Rival Ranger)	<p>Hailing from Amityville New York, yes like the horror house, representing the Virginia Charter Sentinels.</p> <p>Currently practicing Kenjutsu, with more than 2 years of custom saber combat and the power of his dragon shield.</p> <p>After slaying Rita, Lord Zedd, and several Rangers, he began traveling the multiverse seeking a worthy challenge.</p> <p>At 5 feet, 9 inches, and 140 pounds, this 7 year Marine veteran enjoys over-enhancing his sentences, making meme's and eating his favorite flavor of crayon, green.</p> <p>Tony "The Rival Ranger" Saffioti</p>	<p>Tony Music Edited from Suncrusher 3</p>
3. Kat Rosemond	<p>Forged in the heat and humidity of Miami Gardens, Fl. she is fifty percent Cuban, fifty percent American, and one hundred percent not the one to mess with. Standing at six feet tall with a 74" wing span, she wields her Mando Corps Customs saber, affectionately named Martha, in a style that she has honed over her three and a half years in TSL, a style that amounts to strike first ask question never. Named for the Greek goddess of vengeance and styled after the comic book anti-hero that graces her mask, Kat "Nemesis" Rosemond is a force to be reckoned with.</p>	<p>Kat Rosemond Music</p>
4. Tiffany Hagan	<p>Known as the Kyber Knight's warrior artist, when she's not sparring with someone in something, she can usually be found in a corner doodling. She brings 5 years of TSL, 2 & a half years of mixed martial arts, and a dash of European fencing to this fight.</p> <p>Weighing in at whatever the scale says and reaching a whelming height of 5'2", Florida Amazon, and Full Charge Consular Tiffany "Fulcrum" Hagan</p>	<p>Tiffany Edited Music from Suncrusher II</p>

Championship Series Rank Submission Sheet (example)

Director	Ranking System	Fighters	SCORE Round One	SCORE Round Two	SCORE Round Three	Winner
DAVID L	UNITY	ALAIN BLOCH	1/2	2/2	3/3	
		ALEXIS ADAMS	1/2	3/2	2/3	Alexis Adams
MATCH ONE						
C.I.T TONY SAFFIOTI	STANDARD	JOSH GRABINSKI	10	10		JOSH GRABINSKI
		MAHOMY LAB	5	5		
MATCH TWO						
C.I.T TIFFANY HAGAN	WOMENS	STACEY HASSLER	6	3		
		NYDIA RAMERO	8	10		NYDIA RAMERO
MATCH THREE						
C.I.T TIFFANY HAGAN	STANDARD	TONY SAFFIOTI	6	3		
		ERIK RIMBLAS	8	10		ERIK RIMBLAS
MATCH FOUR						
C.I.T CLINT DARBY	STANDARD	AARON RIELEY	2	6		
		AMEN ABDOU	6	7		AMEN ABDOU
MATCH FIVE						
C.I.T CLINT DARBY	STANDARD	BRIAN WILLIAMS	10	9	6	BRIAN WILLIAMS
		CHRIS BECERRIL	9	10	5	
MATCH SIX						
MELODIE GRAHAM	TAG TEAM	SUPERGREEN; JAY MADEN & LAUREN MADEN	9	2	10	SUPERGREEN; JAY MADEN & LAUREN MADEN
		SITHRUSFRUIT: ALEC MARTINEZ & JESSE SPEEDY	8	10	5	
MATCH SEVEN						
AARON RIELEY	STANDARD	NATE HILL (RANKED 15)	9	10		NATE HILL (RANKED 15)
		NATHAN PUMPHREY	6	6		
MATCH EIGHT						
MELODIE GRAHAM	WOMEN'S**	SUSAN PARKER (RANKED 2ND)	3	6		
		RUTHMARIE HODGES (RANKED 4TH)	10	10		RUTHMARIE HODGES (RANKED 4TH)
MATCH NINE						
AARON RIELEY	STANDARD	DAVID LAUDENSLAGER (RANKED 2ND)	6	6	4	DAVID LAUDENSLAGER (RANKED 2ND)
		JARED GRAHAM (RANKED 7TH)	7	5	3	

TABLE SCORING CARDS Example and Blank
 STANDARD PM RING 1: STARTING AT 9AM

Record all warnings/yellow card/ red card

Type: STANDARD POOLS

Time: GFT Scheduled: SATURDAY Ring ONE

Round 1
2 vs 1
3 vs 4

Round 2
4 vs 2
1 vs 3

Round 3
4 vs 1
2 vs 3

Group A:

- FIGHTERS 1 J Decker "Bruiser" WI BF 0044 2 Kristi "Purple Reign" Elvester WI BF 0029
 3 Bobby Zavala TN BF 0015 4 Alec "Kyber Red" Martinez FL BF 0004

MATCH ONE/ROUND ONE			
NAME	POINTS SCORED	BOUT WINNER	WARNINGS
2 Kristi "Purple Reign" Elvester			
1 J Decker "Bruiser"			
MATCH TWO/ROUND ONE			
3 Bobby Zavala TN BF 0015			
4 Alec "Kyber Red" Martinez			
MATCH THREE/ROUND TWO		ONE MINUTE BREAK/WATER FOR ALL	
4 Alec "Kyber Red" Martinez			
2 Kristi "Purple Reign" Elvester			
MATCH FOUR/ROUND TWO			
1 J Decker "Bruiser"			
3 Bobby Zavala			
MATCH FIVE/ROUND THREE		ONE MINUTE BREAK/WATER FOR ALL	
4 Alec "Kyber Red" Martinez			
1 J Decker "Bruiser"			
MATCH SIX/ ROUND THREE		ONE MINUTE BREAK/WATER FOR ALL	
2 Kristi "Purple Reign" Elvester			
3 Bobby Zavala			

2ADVANCING: _____

DIRECTOR: Melodie Graham

LINE JUDGES: Matthew "Shinobi" Wilson IL BF 0016
 Grady "The Guardian" Magee WI BF 0019

Seth "Baconator" Clendenning WI BF 0003
 Ethan "The Blade Master" Maudal MN BF 0031

TABLE JUDGES SIGNATURES: Matthew "Shinobi" Wilson IL BF 0016 Ethan "The Blade Master" Maudal MN BF 0031

STANDARD PM RING ____: STARTING AT ____

Record all warnings/yellow card/ red card

Type: STANDARD POOLS

Time: GFT Scheduled: _____

Round 1
2 vs 1
3 vs 4

Round 2
4 vs 2
1 vs 3

Round 3
4 vs 1
2 vs 3

Group _____:

FIGHTERS	1	2
	3	4

MATCH ONE/ROUND ONE			
NAME	POINTS SCORED	BOUT WINNER	WARNINGS
MATCH TWO/ROUND ONE			
MATCH THREE/ROUND TWO		ONE MINUTE BREAK/WATER FOR ALL	
MATCH FOUR/ROUND TWO			
MATCH FIVE/ROUND THREE		ONE MINUTE BREAK/WATER FOR ALL	
MATCH SIX/ ROUND THREE		ONE MINUTE BREAK/WATER FOR ALL	

2ADVANCING: _____

DIRECTOR :

LINE JUDGES:

TABLE JUDGES SIGNATURES:

Single Elimination Cards

Tournament exotics Single Elimination

Type: Single Elimination matchups

Time: GFT Scheduled: Saturday 200pm **RING ONE** / ROUND ONE

NAME	POINTS SCORED	BOUT WINNER	WARNINGS
------	---------------	-------------	----------

Match 1 as stated in Challenge

Ethan "The Blade Master" Maudal MN 0031			
---	--	--	--

James Peart Madison WI 0036			
-----------------------------	--	--	--

Match 2 as stated in Challenge

Alec Martinez FL 0004			
-----------------------	--	--	--

Jerry Chubb WI 0012			
---------------------	--	--	--

Match 3 as stated in Challenge

Ryan McKenna VA 0006			
----------------------	--	--	--

Ross "Red Dragon" Kramer WI 0002			
----------------------------------	--	--	--

MATCH 4 as stated in Challenge

Nick LaFonte "The Italtian Scallion " Wausau, WI 0037			
---	--	--	--

Joshua Willcoxen MN 0005			
--------------------------	--	--	--

ADVANCING: _____

DIRECTOR :

LINE JUDGES:

TABLE JUDGES SIGNATURES:

Tournament Single Elimination Standard

Type: Single Elimination matchups

Time: GFT Scheduled: Saturday 200pm **RING2** / ROUND ONE

NAME	POINTS SCORED	BOUT WINNER	WARNINGS
------	---------------	-------------	----------

MATCH 5 as stated in Challenge			
Jie Wu MA 0010			
Jason Davis WI 0001			
MATCH 6 as stated in Challenge			
Charley Cummings MN 0035			
Andy Cameron WI 0013			
MATCH 7 as stated in Challenge			
Michael DeMild TN 0039			
Seth Clendenning WI 0003			
MATCH 8 as stated in Challenge			
Josh "Tyr" Vogel WI 0023			
Bobby Zavala TN 0015			

ADVANCING: _____

DIRECTOR :

LINE JUDGES:

TABLE JUDGES SIGNATURES:

Tournament exotics Single Elimination

Type: Single Elimination matchups

Time: GFT Scheduled: Saturday 200pm **RING ONE/ ROUND TWO**

NAME	POINTS SCORED	BOUT WINNER	WARNINGS
------	---------------	-------------	----------

MATCH		9 as stated in Challenge	
Tom "The Predator" Powers WI 0018			
Ethan "The Blade Master" Maudal MN 0031 OR James Peart Madison WI 0036			
MATCH		10 as stated in Challenge	
Grady "The Guardian" Magee WI 0019			
Alec Martinez FL 0004 or Jerry Chubb WI 0012			
MATCH		11 as stated in Challenge	
Shannon Cole-Cameron WI 0014			
Ryan McKenna VA 0006 OR Ross "Red Dragon" Kramer WI 0002			

ADVANCING: _____

DIRECTOR :

LINE JUDGES:

TABLE JUDGES SIGNATURES:

Tournament exotics Single Elimination

Type: Single Elimination matchups

Time: GFT Scheduled: Saturday 200pm RING TWO/ ROUND TWO

NAME	POINTS SCORED	BOUT WINNER	WARNINGS
------	---------------	-------------	----------

11 as stated in Challenge

Vince "Shabby" DelVecchio VA 0011			
Nick LaFonte "The Italtian Scallion " Wausau, WI 0037 or Joshua Willcoxon MN 0005			

12 as stated in Challenge

Joel Szablewski WI BF 0025			
Jie Wu MA 0010 or Jason Davis WI 0001			

ADVANCING: _____

DIRECTOR :

LINE JUDGES:

TABLE JUDGES SIGNATURES:

Tournament exotics Single Elimination
ROUND 3

Type:

Time: GFT Scheduled: Saturday 200pm

NAME	POINTS SCORED	BOUT WINNER	WARNINGS

NAME	POINTS SCORED	BOUT WINNER	WARNINGS

LINE JUDGES:

DIRECTOR:

TABLE JUDGES SIGNATURES:

Type: SEMIFINALS

Time: GFT Scheduled:

NAME	POINTS SCORED	BOUT WINNER	WARNINGS

Tournament exotics Single Elimination

Type: ROUND 3

Time: GFT Scheduled: Saturday 200pm

NAME	POINTS SCORED	BOUT WINNER	WARNINGS

NAME	POINTS SCORED	BOUT WINNER	WARNINGS

LINE JUDGES:

DIRECTOR:

TABLE JUDGES SIGNATURES:

Type: SEMIFINALS

Time: GFT Scheduled:

NAME	POINTS SCORED	BOUT WINNER	WARNINGS

Time: GFT Scheduled: SATURDAY

BRONZE MATCH AND 1ST/2ND SCHEDULE FOR SATURDAY AT MAIN LIVESTREAM


BRONZE MATCH 3 V 4			
NAME	POINTS SCORED	BOUT WINNER	 CONFIRMATION BY DATA ENTRY
1 st / 2 nd PLACE MATCH			

TABLE JUDGES SIGNATURES:
